



SCHOOL DISTRICT BUDGET

2017 – 2018

Name of School District

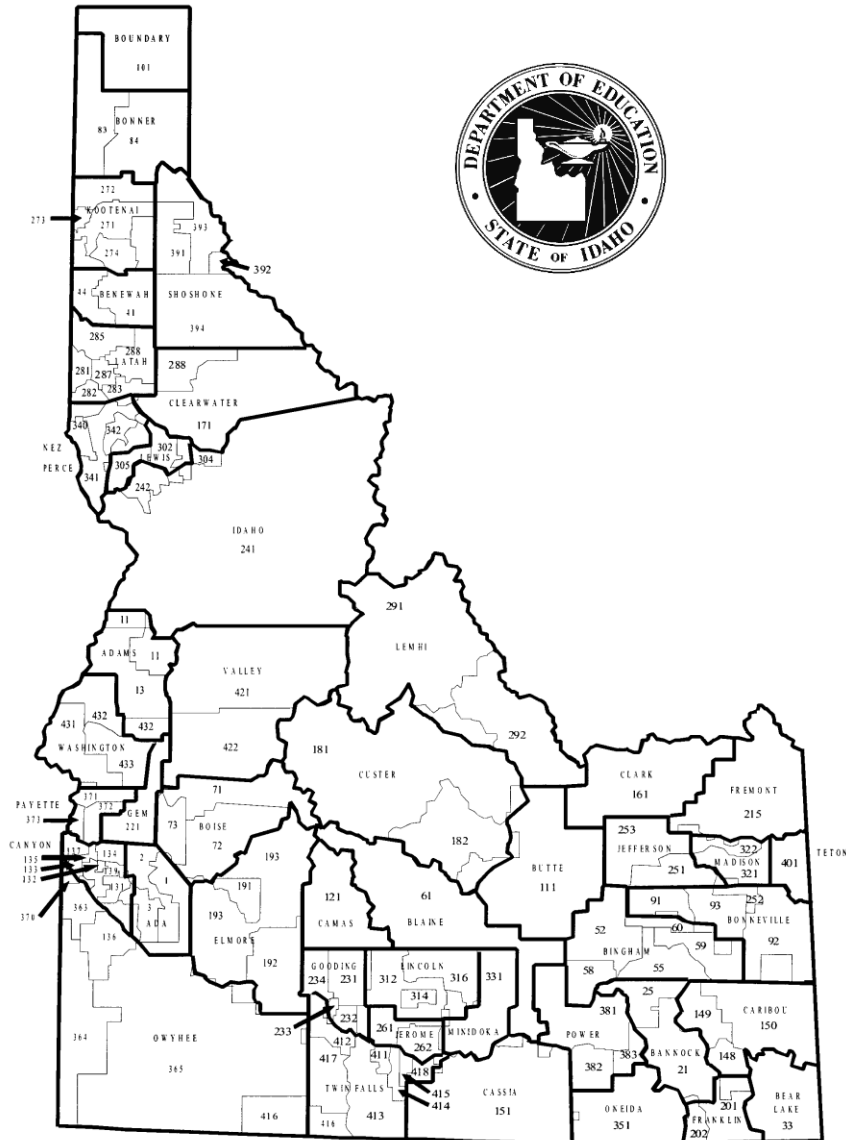
School District Number

County

Sherri Ybarra
STATE SUPERINTENDENT OF PUBLIC INSTRUCTION

DEPARTMENT OF EDUCATION

**P.O. BOX 83720
BOISE, 83720-0027**





2017 - 2018 SCHOOL BUDGET

This document represents the Board of Trustees' estimate of revenues, proposed expenditures and the fund balances of available school funds for the 2017 - 2018 fiscal year. The planning, preparation and presentation of the budget has been directed by the Board of Trustees and the use of these resources will enable the school district to accomplish its goals and objectives for the school year.

In compliance with Section 33-801, Idaho Code, and the policy of the State Superintendent of Public Instruction, this document has been presented at a public hearing in the school district on JUNE 19, 2017 and the Board of Trustees formally adopted this budget on JUNE 19, 2017.

SIGNED:


CHAIRPERSON OF THE BOARD


SUPERINTENDENT/CHARTER SCHOOL ADMINISTRATOR

Idaho Arts Charter School # 795

SCHOOL DISTRICT/CHARTER NAME

6/19/2017

DATE

Copy on file in the Office of the Superintendent of Public Instruction

Jackie Collins

CONTACT PERSON (PLEASE PRINT)

jackie.collins@idahoaartscharter.org

EMAIL ADDRESS

(208) 463-4324

PHONE NUMBER

CODE	CONTENTS	BUDGET INCLUDED*
100	GENERAL FUND General M & O	X
220	SPECIAL REVENUE FUNDS Forest Reserve Fund	X
230-239	Special Project (Local)	X
240-249	Special Project (State)	X
250-289	Special Project (Federal)	X
290	Child Nutrition Fund	X
310	DEBT SERVICE FUNDS Bond Redemption & Interest Fund	X
410	CAPITAL PROJECT FUNDS Capital Construction Project Fund	
420	Plant Facilities Fund	
430	Plant Facilities Fund - School Bldg Main - Student Occupied Fund	
510	ENTERPRISE FUNDS Enterprise Fund	
610	INTERNAL SERVICE FUNDS Internal Service Fund	
710/720	Trust Funds	

* Indicate with an asterisk which reports are included in this document.

**BUDGET
REVENUES**
July 1, 2017 - June 30, 2018

Line	Code	REVENUES Item	Prior Year Budget	Proposed Budget		Line	Code	REVENUES Item	Prior Year Budget	Proposed Budget	
				Line Amounts	Totals					Line Amounts	Totals
1	320000	Estimated Fund Balance		*****		40	429000	Other County			
2		as of July 1	0	*****	0	41	420000	TOTAL COUNTY **	0	*****	0
3	411100	Taxes-General M & O				42					
4	411200	Taxes-Supplemental				43	431100	Base Support Program	4,514,004CR	5,053,745CR	
5	411300	Taxes-Emergency				44	431200	Transportation Support	300,000CR	250,000CR	
6	411400	Taxes-Tort				45	431400	Except Child/SED Support			
7	411500	Taxes-Cooperative				46	431500	Border Tuition Support			
8	411600	Taxes-Tuition				47	431600	Tuition Equivalency			
9	411700	Taxes-Migrant				48	431800	Benefit Apportionment	588,598CR	666,800CR	
10	411900	Taxes-Other				49	431900	Other State Support	492,500CR	591,208CR	
11	412100	Taxes-Plant Facility				50	432100	Driver Education Prog.			
12	412500	Taxes-Bond & Interest				51	432400	Professional Technical Prog			
13		TOTAL TAXES **	0	*****	0	52	437000	Lottery/Additional State Maint	65,664CR	70,042CR	
14	413000	Penalty: Delinquent Taxes				53	438000	Rev in Lieu of/Ag Equip Tax			
15						54	439000	Other State Revenue			
16	414100	Tuition - Individuals				55					
17	414200	Tuition-Districts in Idaho				56	430000	TOTAL STATE **	5,960,766CR	*****	6,631,795CR
18	414300	Tuition-Out of State Districts				57					
19						58	442000	Indirect Unrestricted Fed.			
20	415000	Earnings on Investments	4,500CR	4,500CR		59	443000	Direct Restricted Fed.			
21						60	445100	Title I - ESEA			
22	416100	School Food Service				61	445200	Title VI, ESEA-Innovative Pr			
23	416200	Meal Sales: Non-Reimb.				62	445300	Perkins III-Voc Tech Act			
24	416900	Other Food Sales				63	445400	Adult Education			
25						64	445500	Child Nutrition Reimb.			
26	417100	Admissions/Activities				65	445600	Title VI-B			
27	417200	Bookstore Sales				66	445900	Other Indirect Fed. Prog.			
28	417300	Clubs, Org. Dues, Etc.				67	448200	Impact Aid - P.L. 874			
29	417400	School Fees & Charges				68	440000	TOTAL FEDERAL **	0	*****	0
30	417900	Other Student Revenues				69					
31						70	451000	Proceeds: Bonds,Capital Leases			
32	418100	Community Service				71	453000	Sale of Fixed Assets			
33						72	450000	TOTAL OTHER **	0	*****	0
34	419100	Rentals				73					
35	419200	Contributions/Donations				74		TOTAL REVENUES **	6,006,266CR	*****	6,677,295CR
36	419300	Transportaion Fees				75					
37	419900	Other Local	41,000CR	41,000CR		76	460000	TRANSFERS IN			
38		TOTAL OTHER LOCAL **	45,500CR	*****	45,500CR	77					
39	410000	TOTAL LOCAL ** (Line 13 + 38)	45,500CR	*****	45,500CR	78	400000	BAL.+ REVENUE + TRANS. (Lines 1 + 74 + 76)	6,006,266CR	*****	6,677,295CR

**BUDGET
EXPENDITURES**
July 1, 2017 - June 30, 2018

Line	Code	EXPENDITURES Functions/Programs	Prior Year Budget	Proposed Budget	100 Salaries	200 Benefits	300 Purchased Services	400 Supplies Materials	500 Capital Objects	600 Debt Retirement	700 Insurance- Judgment	800 Transfers
39	691	Other Support Services Prog.										
40												
41	600	TOTAL SUPPORT SERV.**	1,471,592	1,582,178	535,070	219,000	672,550	105,000	0	0	50,558	0
42												
43	710	Child Nutrition Program	7,500	7,500		7,500						
44	720	Community Services Program										
45	730	Enterprise Operations										
46	700	TOTAL NON-INSTRUCTION**	7,500	7,500	0	7,500	0	0	0	0	0	0
47												
48	810	Capital Assets-Student Occ										
49	811	Capital Assets-Non Student Occ										
50	800	TOTAL CAPITAL ASSETS PROG**	0	0	0	0	0	0	0	0	0	0
51												
52	911	Debt Services Prog.-Princ.										
53	912	Debt Services Prog.-Int.										
54	913	Debt Serv Prog-Refnded Debt										
55	920	Transfers Out	882,975	942,973								942,973
56												
57	900	TOTAL OTHER SERVICES **	882,975	942,973	0	0	0	0	0	0	0	942,973
58												
59												
60		TOTAL EXPENDITURES ** (Lines 14+41+47+49+57) **	5,763,037	6,529,995	3,522,308	1,176,606	672,550	155,000	10,000	0	50,558	942,973
61												
62	950	Contingency Reserve (5% of Line 60)										
63												
64		TOTAL APPROPRIATION (Line 60 + Line 62)	5,763,037	6,529,995								
65												
66		BUDGET SUMMARY										
67												
68		Beginning Fund Balance										
69		Revenues + Transfers In	6,006,266CR	6,677,295CR								
70		TOTAL REVENUE (68 + 69)	6,006,266CR	6,677,295CR								
71												
72		Total Appropriation	5,763,037	6,529,995								
73		Unappropriated Balance	243,229	147,300								
74		TOTAL APPROPRIATION (72+73)	6,006,266	6,677,295								

BUDGET SUMMARY

The total on line 70 must equal the total on line 74

**BUDGET
REVENUES**
July 1, 2017 - June 30, 2018

Line	Code	REVENUES Item	Prior Year Budget	Proposed Budget		Line	Code	REVENUES Item	Prior Year Budget	Proposed Budget	
				Line Amounts	Totals					Line Amounts	Totals
1	320000	Estimated Fund Balance		*****		40	429000	Other County			
2		as of July 1	0	*****	0	41	420000	TOTAL COUNTY **	0	*****	0
3	411100	Taxes-General M & O				42					
4	411200	Taxes-Supplemental				43	431100	Base Support Program			
5	411300	Taxes-Emergency				44	431200	Transportation Support			
6	411400	Taxes-Tort				45	431400	Except Child/SED Support			
7	411500	Taxes-Cooperative				46	431500	Border Tuition Support			
8	411600	Taxes-Tuition				47	431600	Tuition Equivalency			
9	411700	Taxes-Migrant				48	431800	Benefit Apportionment			
10	411900	Taxes-Other				49	431900	Other State Support			
11	412100	Taxes-Plant Facility				50	432100	Driver Education Prog.			
12	412500	Taxes-Bond & Interest				51	432400	Professional Technical Prog			
13		TOTAL TAXES **	0	*****	0	52	437000	Lottery/Additional State Maint			
14	413000	Penalty: Delinquent Taxes				53	438000	Rev in Lieu of/Ag Equip Tax			
15						54	439000	Other State Revenue			
16	414100	Tuition - Individuals				55					
17	414200	Tuition-Districts in Idaho				56	430000	TOTAL STATE **	0	*****	0
18	414300	Tuition-Out of State Districts				57					
19						58	442000	Indirect Unrestricted Fed.			
20	415000	Earnings on Investments				59	443000	Direct Restricted Fed.			
21						60	445100	Title I - ESEA			
22	416100	School Food Service				61	445200	Title VI, ESEA-Innovative Pr			
23	416200	Meal Sales: Non-Reimb.				62	445300	Perkins III-Voc Tech Act			
24	416900	Other Food Sales				63	445400	Adult Education			
25						64	445500	Child Nutrition Reimb.			
26	417100	Admissions/Activities				65	445600	Title VI-B			
27	417200	Bookstore Sales				66	445900	Other Indirect Fed. Prog.			
28	417300	Clubs, Org. Dues, Etc.				67	448200	Impact Aid - P.L. 874			
29	417400	School Fees & Charges				68	440000	TOTAL FEDERAL **	0	*****	0
30	417900	Other Student Revenues				69					
31						70	451000	Proceeds: Bonds,Capital Leases			
32	418100	Community Service				71	453000	Sale of Fixed Assets			
33						72	450000	TOTAL OTHER **	0	*****	0
34	419100	Rentals				73					
35	419200	Contributions/Donations				74		TOTAL REVENUES **	0	*****	0
36	419300	Transportaion Fees				75					
37	419900	Other Local				76	460000	TRANSFERS IN			
38		TOTAL OTHER LOCAL **	0	*****	0	77					
39	410000	TOTAL LOCAL ** (Line 13 + 38)	0	*****	0	78	400000	BAL.+ REVENUE + TRANS. (Lines 1 + 74 + 76)	0	*****	0

**BUDGET
EXPENDITURES**
July 1, 2017 - June 30, 2018

Line	Code	EXPENDITURES Functions/Programs	Prior Year Budget	Proposed Budget	100 Salaries	200 Benefits	300 Purchased Services	400 Supplies Materials	500 Capital Objects	600 Debt Retirement	700 Insurance- Judgment	800 Transfers
39	691	Other Support Services Prog.										
40												
41	600	TOTAL SUPPORT SERV.**	0	0	0	0	0	0	0	0	0	0
42												
43	710	Child Nutrition Program										
44	720	Community Services Program										
45	730	Enterprise Operations										
46	700	TOTAL NON-INSTRUCTION**	0	0	0	0	0	0	0	0	0	0
47												
48	810	Capital Assets-Student Occ										
49	811	Capital Assets-Non Student Occ										
50	800	TOTAL CAPITAL ASSETS PROG**	0	0	0	0	0	0	0	0	0	0
51												
52	911	Debt Services Prog.-Princ.										
53	912	Debt Services Prog.-Int.										
54	913	Debt Serv Prog-Refnded Debt										
55	920	Transfers Out										
56												
57	900	TOTAL OTHER SERVICES **	0	0	0	0	0	0	0	0	0	0
58												
59												
60		TOTAL EXPENDITURES ** (Lines 14+41+47+49+57) **	0	0	0	0	0	0	0	0	0	0
61												
62	950	Contingency Reserve (5% of Line 60)										
63												
64		TOTAL APPROPRIATION (Line 60 + Line 62)	0	0								
65												
66		BUDGET SUMMARY										
67												
68		Beginning Fund Balance										
69		Revenues + Transfers In										
70		TOTAL REVENUE (68 + 69)	0	0								
71												
72		Total Appropriation										
73		Unappropriated Balance										
74		TOTAL APPROPRIATION (72+73)	0	0								

BUDGET SUMMARY

The total on line 70 must equal the total on line 74

**BUDGET
REVENUES**
July 1, 2017 - June 30, 2018

Line	Code	REVENUES Item	Prior Year Budget	Proposed Budget		Line	Code	REVENUES Item	Prior Year Budget	Proposed Budget	
				Line Amounts	Totals					Line Amounts	Totals
1	320000	Estimated Fund Balance	3,608CR	*****		40	429000	Other County			
2		as of July 1	3,608CR	*****	0	41	420000	TOTAL COUNTY **	0	*****	0
3	411100	Taxes-General M & O				42					
4	411200	Taxes-Supplemental				43	431100	Base Support Program			
5	411300	Taxes-Emergency				44	431200	Transportation Support			
6	411400	Taxes-Tort				45	431400	Except Child/SED Support			
7	411500	Taxes-Cooperative				46	431500	Border Tuition Support			
8	411600	Taxes-Tuition				47	431600	Tuition Equivalency			
9	411700	Taxes-Migrant				48	431800	Benefit Apportionment			
10	411900	Taxes-Other				49	431900	Other State Support			
11	412100	Taxes-Plant Facility				50	432100	Driver Education Prog.			
12	412500	Taxes-Bond & Interest				51	432400	Professional Technical Prog			
13		TOTAL TAXES **	0	*****	0	52	437000	Lottery/Additional State Maint			
14	413000	Penalty: Delinquent Taxes				53	438000	Rev in Lieu of/Ag Equip Tax			
15						54	439000	Other State Revenue			
16	414100	Tuition - Individuals				55					
17	414200	Tuition-Districts in Idaho				56	430000	TOTAL STATE **	0	*****	0
18	414300	Tuition-Out of State Districts				57					
19						58	442000	Indirect Unrestricted Fed.			
20	415000	Earnings on Investments				59	443000	Direct Restricted Fed.			
21						60	445100	Title I - ESEA			
22	416100	School Food Service				61	445200	Title VI, ESEA-Innovative Pr			
23	416200	Meal Sales: Non-Reimb.				62	445300	Perkins III-Voc Tech Act			
24	416900	Other Food Sales				63	445400	Adult Education			
25						64	445500	Child Nutrition Reimb.			
26	417100	Admissions/Activities				65	445600	Title VI-B			
27	417200	Bookstore Sales				66	445900	Other Indirect Fed. Prog.			
28	417300	Clubs, Org. Dues, Etc.				67	448200	Impact Aid - P.L. 874			
29	417400	School Fees & Charges				68	440000	TOTAL FEDERAL **	0	*****	0
30	417900	Other Student Revenues				69					
31						70	451000	Proceeds: Bonds,Capital Leases			
32	418100	Community Service				71	453000	Sale of Fixed Assets			
33						72	450000	TOTAL OTHER **	0	*****	0
34	419100	Rentals				73					
35	419200	Contributions/Donations				74		TOTAL REVENUES **	0	*****	0
36	419300	Transportaion Fees				75					
37	419900	Other Local				76	460000	TRANSFERS IN			
38		TOTAL OTHER LOCAL **	0	*****	0	77					
39	410000	TOTAL LOCAL ** (Line 13 + 38)	0	*****	0	78	400000	BAL.+ REVENUE + TRANS. (Lines 1 + 74 + 76)	3,608CR	*****	0

**BUDGET
EXPENDITURES**
July 1, 2017 - June 30, 2018

Line	Code	EXPENDITURES Functions/Programs	Prior Year Budget	Proposed Budget	100 Salaries	200 Benefits	300 Purchased Services	400 Supplies Materials	500 Capital Objects	600 Debt Retirement	700 Insurance- Judgment	800 Transfers
39	691	Other Support Services Prog.										
40												
41	600	TOTAL SUPPORT SERV.**	3,608	0	0	0	0	0	0	0	0	0
42												
43	710	Child Nutrition Program										
44	720	Community Services Program										
45	730	Enterprise Operations										
46	700	TOTAL NON-INSTRUCTION**	0	0	0	0	0	0	0	0	0	0
47												
48	810	Capital Assets-Student Occ										
49	811	Capital Assets-Non Student Occ										
50	800	TOTAL CAPITAL ASSETS PROG**	0	0	0	0	0	0	0	0	0	0
51												
52	911	Debt Services Prog.-Princ.										
53	912	Debt Services Prog.-Int.										
54	913	Debt Serv Prog-Refnded Debt										
55	920	Transfers Out										
56												
57	900	TOTAL OTHER SERVICES **	0	0	0	0	0	0	0	0	0	0
58												
59												
60		TOTAL EXPENDITURES ** (Lines 14+41+47+49+57) **	3,608	0	0	0	0	0	0	0	0	0
61												
62	950	Contingency Reserve (5% of Line 60)										
63												
64		TOTAL APPROPRIATION (Line 60 + Line 62)	3,608	0								
65												
66		BUDGET SUMMARY										
67												
68		Beginning Fund Balance	3,608CR									
69		Revenues + Transfers In										
70		TOTAL REVENUE (68 + 69)	3,608CR	0								
71												
72		Total Appropriation	3,608									
73		Unappropriated Balance										
74		TOTAL APPROPRIATION (72+73)	3,608	0								

BUDGET SUMMARY

The total on line 70 must equal the total on line 74

**BUDGET
REVENUES**
July 1, 2017 - June 30, 2018

Line	Code	REVENUES Item	Prior Year Budget	Proposed Budget		Line	Code	REVENUES Item	Prior Year Budget	Proposed Budget	
				Line Amounts	Totals					Line Amounts	Totals
1	320000	Estimated Fund Balance	27,057CR	*****		40	429000	Other County			
2		as of July 1	27,057CR	*****	0	41	420000	TOTAL COUNTY **	0	*****	0
3	411100	Taxes-General M & O				42					
4	411200	Taxes-Supplemental				43	431100	Base Support Program			
5	411300	Taxes-Emergency				44	431200	Transportation Support			
6	411400	Taxes-Tort				45	431400	Except Child/SED Support			
7	411500	Taxes-Cooperative				46	431500	Border Tuition Support			
8	411600	Taxes-Tuition				47	431600	Tuition Equivalency			
9	411700	Taxes-Migrant				48	431800	Benefit Apportionment			
10	411900	Taxes-Other				49	431900	Other State Support			
11	412100	Taxes-Plant Facility				50	432100	Driver Education Prog.			
12	412500	Taxes-Bond & Interest				51	432400	Professional Technical Prog			
13		TOTAL TAXES **	0	*****	0	52	437000	Lottery/Additional State Maint			
14	413000	Penalty: Delinquent Taxes				53	438000	Rev in Lieu of/Ag Equip Tax			
15						54	439000	Other State Revenue			
16	414100	Tuition - Individuals				55					
17	414200	Tuition-Districts in Idaho				56	430000	TOTAL STATE **	0	*****	0
18	414300	Tuition-Out of State Districts				57					
19						58	442000	Indirect Unrestricted Fed.			
20	415000	Earnings on Investments				59	443000	Direct Restricted Fed.			
21						60	445100	Title I - ESEA			
22	416100	School Food Service				61	445200	Title VI, ESEA-Innovative Pr			
23	416200	Meal Sales: Non-Reimb.				62	445300	Perkins III-Voc Tech Act			
24	416900	Other Food Sales				63	445400	Adult Education			
25						64	445500	Child Nutrition Reimb.			
26	417100	Admissions/Activities				65	445600	Title VI-B			
27	417200	Bookstore Sales				66	445900	Other Indirect Fed. Prog.			
28	417300	Clubs, Org. Dues, Etc.				67	448200	Impact Aid - P.L. 874			
29	417400	School Fees & Charges				68	440000	TOTAL FEDERAL **	0	*****	0
30	417900	Other Student Revenues				69					
31						70	451000	Proceeds: Bonds,Capital Leases			
32	418100	Community Service				71	453000	Sale of Fixed Assets			
33						72	450000	TOTAL OTHER **	0	*****	0
34	419100	Rentals				73					
35	419200	Contributions/Donations				74		TOTAL REVENUES **	0	*****	0
36	419300	Transportaion Fees				75					
37	419900	Other Local				76	460000	TRANSFERS IN			
38		TOTAL OTHER LOCAL **	0	*****	0	77					
39	410000	TOTAL LOCAL ** (Line 13 + 38)	0	*****	0	78	400000	BAL.+ REVENUE + TRANS. (Lines 1 + 74 + 76)	27,057CR	*****	0

**BUDGET
EXPENDITURES**
July 1, 2017 - June 30, 2018

Line	Code	EXPENDITURES Functions/Programs	Prior Year Budget	Proposed Budget	100 Salaries	200 Benefits	300 Purchased Services	400 Supplies Materials	500 Capital Objects	600 Debt Retirement	700 Insurance- Judgment	800 Transfers
39	691	Other Support Services Prog.										
40												
41	600	TOTAL SUPPORT SERV.**	27,057	0	0	0	0	0	0	0	0	0
42												
43	710	Child Nutrition Program										
44	720	Community Services Program										
45	730	Enterprise Operations										
46	700	TOTAL NON-INSTRUCTION**	0	0	0	0	0	0	0	0	0	0
47												
48	810	Capital Assets-Student Occ										
49	811	Capital Assets-Non Student Occ										
50	800	TOTAL CAPITAL ASSETS PROG**	0	0	0	0	0	0	0	0	0	0
51												
52	911	Debt Services Prog.-Princ.										
53	912	Debt Services Prog.-Int.										
54	913	Debt Serv Prog-Refnded Debt										
55	920	Transfers Out										
56												
57	900	TOTAL OTHER SERVICES **	0	0	0	0	0	0	0	0	0	0
58												
59												
60		TOTAL EXPENDITURES ** (Lines 14+41+47+49+57) **	27,057	0	0	0	0	0	0	0	0	0
61												
62	950	Contingency Reserve (5% of Line 60)										
63												
64		TOTAL APPROPRIATION (Line 60 + Line 62)	27,057	0								
65												
66		BUDGET SUMMARY										
67												
68		Beginning Fund Balance	27,057CR									
69		Revenues + Transfers In										
70		TOTAL REVENUE (68 + 69)	27,057CR	0								
71												
72		Total Appropriation	27,057									
73		Unappropriated Balance										
74		TOTAL APPROPRIATION (72+73)	27,057	0								

BUDGET SUMMARY

The total on line 70 must equal the total on line 74

**BUDGET
REVENUES**
July 1, 2017 - June 30, 2018

Line	Code	REVENUES Item	Prior Year Budget	Proposed Budget		Line	Code	REVENUES Item	Prior Year Budget	Proposed Budget	
				Line Amounts	Totals					Line Amounts	Totals
1	320000	Estimated Fund Balance	6,109CR	*****		40	429000	Other County			
2		as of July 1	6,109CR	*****	0	41	420000	TOTAL COUNTY **	0	*****	0
3	411100	Taxes-General M & O				42					
4	411200	Taxes-Supplemental				43	431100	Base Support Program			
5	411300	Taxes-Emergency				44	431200	Transportation Support			
6	411400	Taxes-Tort				45	431400	Except Child/SED Support			
7	411500	Taxes-Cooperative				46	431500	Border Tuition Support			
8	411600	Taxes-Tuition				47	431600	Tuition Equivalency			
9	411700	Taxes-Migrant				48	431800	Benefit Apportionment			
10	411900	Taxes-Other				49	431900	Other State Support			
11	412100	Taxes-Plant Facility				50	432100	Driver Education Prog.			
12	412500	Taxes-Bond & Interest				51	432400	Professional Technical Prog			
13		TOTAL TAXES **	0	*****	0	52	437000	Lottery/Additional State Maint			
14	413000	Penalty: Delinquent Taxes				53	438000	Rev in Lieu of/Ag Equip Tax			
15						54	439000	Other State Revenue			
16	414100	Tuition - Individuals				55					
17	414200	Tuition-Districts in Idaho				56	430000	TOTAL STATE **	0	*****	0
18	414300	Tuition-Out of State Districts				57					
19						58	442000	Indirect Unrestricted Fed.			
20	415000	Earnings on Investments				59	443000	Direct Restricted Fed.			
21						60	445100	Title I - ESEA			
22	416100	School Food Service				61	445200	Title VI, ESEA-Innovative Pr			
23	416200	Meal Sales: Non-Reimb.				62	445300	Perkins III-Voc Tech Act			
24	416900	Other Food Sales				63	445400	Adult Education			
25						64	445500	Child Nutrition Reimb.			
26	417100	Admissions/Activities				65	445600	Title VI-B			
27	417200	Bookstore Sales				66	445900	Other Indirect Fed. Prog.			
28	417300	Clubs, Org. Dues, Etc.				67	448200	Impact Aid - P.L. 874			
29	417400	School Fees & Charges				68	440000	TOTAL FEDERAL **	0	*****	0
30	417900	Other Student Revenues				69					
31						70	451000	Proceeds: Bonds,Capital Leases			
32	418100	Community Service				71	453000	Sale of Fixed Assets			
33						72	450000	TOTAL OTHER **	0	*****	0
34	419100	Rentals				73					
35	419200	Contributions/Donations				74		TOTAL REVENUES **	0	*****	0
36	419300	Transportaion Fees				75					
37	419900	Other Local				76	460000	TRANSFERS IN			
38		TOTAL OTHER LOCAL **	0	*****	0	77					
39	410000	TOTAL LOCAL ** (Line 13 + 38)	0	*****	0	78	400000	BAL.+ REVENUE + TRANS. (Lines 1 + 74 + 76)	6,109CR	*****	0

**BUDGET
EXPENDITURES**
July 1, 2017 - June 30, 2018

Line	Code	EXPENDITURES Functions/Programs	Prior Year Budget	Proposed Budget	100 Salaries	200 Benefits	300 Purchased Services	400 Supplies Materials	500 Capital Objects	600 Debt Retirement	700 Insurance- Judgment	800 Transfers
39	691	Other Support Services Prog.										
40												
41	600	TOTAL SUPPORT SERV.**	0	0	0	0	0	0	0	0	0	0
42												
43	710	Child Nutrition Program										
44	720	Community Services Program										
45	730	Enterprise Operations										
46	700	TOTAL NON-INSTRUCTION**	0	0	0	0	0	0	0	0	0	0
47												
48	810	Capital Assets-Student Occ										
49	811	Capital Assets-Non Student Occ										
50	800	TOTAL CAPITAL ASSETS PROG**	0	0	0	0	0	0	0	0	0	0
51												
52	911	Debt Services Prog.-Princ.										
53	912	Debt Services Prog.-Int.										
54	913	Debt Serv Prog-Refnded Debt										
55	920	Transfers Out										
56												
57	900	TOTAL OTHER SERVICES **	0	0	0	0	0	0	0	0	0	0
58												
59												
60		TOTAL EXPENDITURES ** (Lines 14+41+47+49+57) **	0	0	0	0	0	0	0	0	0	0
61												
62	950	Contingency Reserve (5% of Line 60)										
63												
64		TOTAL APPROPRIATION (Line 60 + Line 62)	0	0								
65												
66		BUDGET SUMMARY										
67												
68		Beginning Fund Balance	6,109CR									
69		Revenues + Transfers In										
70		TOTAL REVENUE (68 + 69)	6,109CR	0								
71												
72		Total Appropriation										
73		Unappropriated Balance	6,109									
74		TOTAL APPROPRIATION (72+73)	6,109	0								

BUDGET SUMMARY

The total on line 70 must equal the total on line 74

**BUDGET
REVENUES**
July 1, 2017 - June 30, 2018

Line	Code	REVENUES Item	Prior Year Budget	Proposed Budget		Line	Code	REVENUES Item	Prior Year Budget	Proposed Budget	
				Line Amounts	Totals					Line Amounts	Totals
1	320000	Estimated Fund Balance	53,842CR	*****		40	429000	Other County			
2		as of July 1	53,842CR	*****	0	41	420000	TOTAL COUNTY **	0	*****	0
3	411100	Taxes-General M & O				42					
4	411200	Taxes-Supplemental				43	431100	Base Support Program			
5	411300	Taxes-Emergency				44	431200	Transportation Support			
6	411400	Taxes-Tort				45	431400	Except Child/SED Support			
7	411500	Taxes-Cooperative				46	431500	Border Tuition Support			
8	411600	Taxes-Tuition				47	431600	Tuition Equivalency			
9	411700	Taxes-Migrant				48	431800	Benefit Apportionment			
10	411900	Taxes-Other				49	431900	Other State Support			
11	412100	Taxes-Plant Facility				50	432100	Driver Education Prog.			
12	412500	Taxes-Bond & Interest				51	432400	Professional Technical Prog			
13		TOTAL TAXES **	0	*****	0	52	437000	Lottery/Additional State Maint			
14	413000	Penalty: Delinquent Taxes				53	438000	Rev in Lieu of/Ag Equip Tax			
15						54	439000	Other State Revenue	800,000CR	217,569CR	
16	414100	Tuition - Individuals				55					
17	414200	Tuition-Districts in Idaho				56	430000	TOTAL STATE **	800,000CR	*****	217,569CR
18	414300	Tuition-Out of State Districts				57					
19						58	442000	Indirect Unrestricted Fed.			
20	415000	Earnings on Investments				59	443000	Direct Restricted Fed.			
21						60	445100	Title I - ESEA			
22	416100	School Food Service				61	445200	Title VI, ESEA-Innovative Pr			
23	416200	Meal Sales: Non-Reimb.				62	445300	Perkins III-Voc Tech Act			
24	416900	Other Food Sales				63	445400	Adult Education			
25						64	445500	Child Nutrition Reimb.			
26	417100	Admissions/Activities				65	445600	Title VI-B			
27	417200	Bookstore Sales				66	445900	Other Indirect Fed. Prog.			
28	417300	Clubs, Org. Dues, Etc.				67	448200	Impact Aid - P.L. 874			
29	417400	School Fees & Charges				68	440000	TOTAL FEDERAL **	0	*****	0
30	417900	Other Student Revenues				69					
31						70	451000	Proceeds: Bonds,Capital Leases			
32	418100	Community Service				71	453000	Sale of Fixed Assets			
33						72	450000	TOTAL OTHER **	0	*****	0
34	419100	Rentals				73					
35	419200	Contributions/Donations				74		TOTAL REVENUES **	800,000CR	*****	217,569CR
36	419300	Transportaion Fees				75					
37	419900	Other Local				76	460000	TRANSFERS IN			
38		TOTAL OTHER LOCAL **	0	*****	0	77					
39	410000	TOTAL LOCAL ** (Line 13 + 38)	0	*****	0	78	400000	BAL.+ REVENUE + TRANS. (Lines 1 + 74 + 76)	853,842CR	*****	217,569CR

**BUDGET
EXPENDITURES**
July 1, 2017 - June 30, 2018

Line	Code	EXPENDITURES Functions/Programs	Prior Year Budget	Proposed Budget	100 Salaries	200 Benefits	300 Purchased Services	400 Supplies Materials	500 Capital Objects	600 Debt Retirement	700 Insurance- Judgment	800 Transfers
39	691	Other Support Services Prog.										
40												
41	600	TOTAL SUPPORT SERV.**	850,000	0	0	0	0	0	0	0	0	0
42												
43	710	Child Nutrition Program										
44	720	Community Services Program										
45	730	Enterprise Operations										
46	700	TOTAL NON-INSTRUCTION**	0	0	0	0	0	0	0	0	0	0
47												
48	810	Capital Assets-Student Occ										
49	811	Capital Assets-Non Student Occ										
50	800	TOTAL CAPITAL ASSETS PROG**	0	0	0	0	0	0	0	0	0	0
51												
52	911	Debt Services Prog.-Princ.										
53	912	Debt Services Prog.-Int.										
54	913	Debt Serv Prog-Refnded Debt										
55	920	Transfers Out										
56												
57	900	TOTAL OTHER SERVICES **	0	0	0	0	0	0	0	0	0	0
58												
59												
60		TOTAL EXPENDITURES ** (Lines 14+41+47+49+57) **	850,000	0	0	0	0	0	0	0	0	0
61												
62	950	Contingency Reserve (5% of Line 60)										
63												
64		TOTAL APPROPRIATION (Line 60 + Line 62)	850,000	0								
65												
66		BUDGET SUMMARY										
67												
68		Beginning Fund Balance	53,842CR									
69		Revenues + Transfers In	800,000CR	217,569CR								
70		TOTAL REVENUE (68 + 69)	853,842CR	217,569CR								
71												
72		Total Appropriation	850,000									
73		Unappropriated Balance	3,842	217,569								
74		TOTAL APPROPRIATION (72+73)	853,842	217,569								

BUDGET SUMMARY

The total on line 70 must equal the total on line 74

**BUDGET
REVENUES**
July 1, 2017 - June 30, 2018

Line	Code	REVENUES Item	Prior Year Budget	Proposed Budget		Line	Code	REVENUES Item	Prior Year Budget	Proposed Budget	
				Line Amounts	Totals					Line Amounts	Totals
1	320000	Estimated Fund Balance		*****		40	429000	Other County			
2		as of July 1	0	*****	0	41	420000	TOTAL COUNTY **	0	*****	0
3	411100	Taxes-General M & O				42					
4	411200	Taxes-Supplemental				43	431100	Base Support Program			
5	411300	Taxes-Emergency				44	431200	Transportation Support			
6	411400	Taxes-Tort				45	431400	Except Child/SED Support			
7	411500	Taxes-Cooperative				46	431500	Border Tuition Support			
8	411600	Taxes-Tuition				47	431600	Tuition Equivalency			
9	411700	Taxes-Migrant				48	431800	Benefit Apportionment			
10	411900	Taxes-Other				49	431900	Other State Support			
11	412100	Taxes-Plant Facility				50	432100	Driver Education Prog.			
12	412500	Taxes-Bond & Interest				51	432400	Professional Technical Prog			
13		TOTAL TAXES **	0	*****	0	52	437000	Lottery/Additional State Maint			
14	413000	Penalty: Delinquent Taxes				53	438000	Rev in Lieu of/Ag Equip Tax			
15						54	439000	Other State Revenue			
16	414100	Tuition - Individuals				55					
17	414200	Tuition-Districts in Idaho				56	430000	TOTAL STATE **	0	*****	0
18	414300	Tuition-Out of State Districts				57					
19						58	442000	Indirect Unrestricted Fed.			
20	415000	Earnings on Investments				59	443000	Direct Restricted Fed.			
21						60	445100	Title I - ESEA			
22	416100	School Food Service				61	445200	Title VI, ESEA-Innovative Pr			
23	416200	Meal Sales: Non-Reimb.				62	445300	Perkins III-Voc Tech Act			
24	416900	Other Food Sales				63	445400	Adult Education			
25						64	445500	Child Nutrition Reimb.			
26	417100	Admissions/Activities				65	445600	Title VI-B			
27	417200	Bookstore Sales				66	445900	Other Indirect Fed. Prog.			
28	417300	Clubs, Org. Dues, Etc.				67	448200	Impact Aid - P.L. 874			
29	417400	School Fees & Charges				68	440000	TOTAL FEDERAL **	0	*****	0
30	417900	Other Student Revenues				69					
31						70	451000	Proceeds: Bonds,Capital Leases			
32	418100	Community Service				71	453000	Sale of Fixed Assets			
33						72	450000	TOTAL OTHER **	0	*****	0
34	419100	Rentals				73					
35	419200	Contributions/Donations				74		TOTAL REVENUES **	0	*****	0
36	419300	Transportaion Fees				75					
37	419900	Other Local				76	460000	TRANSFERS IN			
38		TOTAL OTHER LOCAL **	0	*****	0	77					
39	410000	TOTAL LOCAL ** (Line 13 + 38)	0	*****	0	78	400000	BAL.+ REVENUE + TRANS. (Lines 1 + 74 + 76)	0	*****	0

**BUDGET
EXPENDITURES**
July 1, 2017 - June 30, 2018

Line	Code	EXPENDITURES Functions/Programs	Prior Year Budget	Proposed Budget	100 Salaries	200 Benefits	300 Purchased Services	400 Supplies Materials	500 Capital Objects	600 Debt Retirement	700 Insurance- Judgment	800 Transfers
39	691	Other Support Services Prog.										
40												
41	600	TOTAL SUPPORT SERV.**	0	0	0	0	0	0	0	0	0	0
42												
43	710	Child Nutrition Program										
44	720	Community Services Program										
45	730	Enterprise Operations										
46	700	TOTAL NON-INSTRUCTION**	0	0	0	0	0	0	0	0	0	0
47												
48	810	Capital Assets-Student Occ										
49	811	Capital Assets-Non Student Occ										
50	800	TOTAL CAPITAL ASSETS PROG**	0	0	0	0	0	0	0	0	0	0
51												
52	911	Debt Services Prog.-Princ.										
53	912	Debt Services Prog.-Int.										
54	913	Debt Serv Prog-Refnded Debt										
55	920	Transfers Out										
56												
57	900	TOTAL OTHER SERVICES **	0	0	0	0	0	0	0	0	0	0
58												
59												
60		TOTAL EXPENDITURES ** (Lines 14+41+47+49+57) **	0	0	0	0	0	0	0	0	0	0
61												
62	950	Contingency Reserve (5% of Line 60)										
63												
64		TOTAL APPROPRIATION (Line 60 + Line 62)	0	0								
65												
66		BUDGET SUMMARY										
67												
68		Beginning Fund Balance										
69		Revenues + Transfers In										
70		TOTAL REVENUE (68 + 69)	0	0								
71												
72		Total Appropriation										
73		Unappropriated Balance										
74		TOTAL APPROPRIATION (72+73)	0	0								

BUDGET SUMMARY

The total on line 70 must equal the total on line 74

**BUDGET
REVENUES**
July 1, 2017 - June 30, 2018

Line	Code	REVENUES Item	Prior Year Budget	Proposed Budget		Line	Code	REVENUES Item	Prior Year Budget	Proposed Budget	
				Line Amounts	Totals					Line Amounts	Totals
1	320000	Estimated Fund Balance		*****		40	429000	Other County			
2		as of July 1	0	*****	0	41	420000	TOTAL COUNTY **	0	*****	0
3	411100	Taxes-General M & O				42					
4	411200	Taxes-Supplemental				43	431100	Base Support Program			
5	411300	Taxes-Emergency				44	431200	Transportation Support			
6	411400	Taxes-Tort				45	431400	Except Child/SED Support			
7	411500	Taxes-Cooperative				46	431500	Border Tuition Support			
8	411600	Taxes-Tuition				47	431600	Tuition Equivalency			
9	411700	Taxes-Migrant				48	431800	Benefit Apportionment			
10	411900	Taxes-Other				49	431900	Other State Support			
11	412100	Taxes-Plant Facility				50	432100	Driver Education Prog.			
12	412500	Taxes-Bond & Interest				51	432400	Professional Technical Prog			
13		TOTAL TAXES **	0	*****	0	52	437000	Lottery/Additional State Maint			
14	413000	Penalty: Delinquent Taxes				53	438000	Rev in Lieu of/Ag Equip Tax			
15						54	439000	Other State Revenue			
16	414100	Tuition - Individuals				55					
17	414200	Tuition-Districts in Idaho				56	430000	TOTAL STATE **	0	*****	0
18	414300	Tuition-Out of State Districts				57					
19						58	442000	Indirect Unrestricted Fed.			
20	415000	Earnings on Investments				59	443000	Direct Restricted Fed.			
21						60	445100	Title I - ESEA			
22	416100	School Food Service				61	445200	Title VI, ESEA-Innovative Pr			
23	416200	Meal Sales: Non-Reimb.				62	445300	Perkins III-Voc Tech Act			
24	416900	Other Food Sales				63	445400	Adult Education			
25						64	445500	Child Nutrition Reimb.			
26	417100	Admissions/Activities				65	445600	Title VI-B			
27	417200	Bookstore Sales				66	445900	Other Indirect Fed. Prog.			
28	417300	Clubs, Org. Dues, Etc.				67	448200	Impact Aid - P.L. 874			
29	417400	School Fees & Charges				68	440000	TOTAL FEDERAL **	0	*****	0
30	417900	Other Student Revenues				69					
31						70	451000	Proceeds: Bonds,Capital Leases			
32	418100	Community Service				71	453000	Sale of Fixed Assets			
33						72	450000	TOTAL OTHER **	0	*****	0
34	419100	Rentals				73					
35	419200	Contributions/Donations				74		TOTAL REVENUES **	0	*****	0
36	419300	Transportaion Fees				75					
37	419900	Other Local				76	460000	TRANSFERS IN			
38		TOTAL OTHER LOCAL **	0	*****	0	77					
39	410000	TOTAL LOCAL ** (Line 13 + 38)	0	*****	0	78	400000	BAL.+ REVENUE + TRANS. (Lines 1 + 74 + 76)	0	*****	0

**BUDGET
EXPENDITURES**
July 1, 2017 - June 30, 2018

Line	Code	EXPENDITURES Functions/Programs	Prior Year Budget	Proposed Budget	100 Salaries	200 Benefits	300 Purchased Services	400 Supplies Materials	500 Capital Objects	600 Debt Retirement	700 Insurance- Judgment	800 Transfers
39	691	Other Support Services Prog.										
40												
41	600	TOTAL SUPPORT SERV.**	0	0	0	0	0	0	0	0	0	0
42												
43	710	Child Nutrition Program										
44	720	Community Services Program										
45	730	Enterprise Operations										
46	700	TOTAL NON-INSTRUCTION**	0	0	0	0	0	0	0	0	0	0
47												
48	810	Capital Assets-Student Occ										
49	811	Capital Assets-Non Student Occ										
50	800	TOTAL CAPITAL ASSETS PROG**	0	0	0	0	0	0	0	0	0	0
51												
52	911	Debt Services Prog.-Princ.										
53	912	Debt Services Prog.-Int.										
54	913	Debt Serv Prog-Refnded Debt										
55	920	Transfers Out										
56												
57	900	TOTAL OTHER SERVICES **	0	0	0	0	0	0	0	0	0	0
58												
59												
60		TOTAL EXPENDITURES ** (Lines 14+41+47+49+57) **	0	0	0	0	0	0	0	0	0	0
61												
62	950	Contingency Reserve (5% of Line 60)										
63												
64		TOTAL APPROPRIATION (Line 60 + Line 62)	0	0								
65												
66		BUDGET SUMMARY										
67												
68		Beginning Fund Balance										
69		Revenues + Transfers In										
70		TOTAL REVENUE (68 + 69)	0	0								
71												
72		Total Appropriation										
73		Unappropriated Balance										
74		TOTAL APPROPRIATION (72+73)	0	0								

BUDGET SUMMARY

The total on line 70 must equal the total on line 74

**BUDGET
REVENUES**
July 1, 2017 - June 30, 2018

Line	Code	REVENUES Item	Prior Year Budget	Proposed Budget		Line	Code	REVENUES Item	Prior Year Budget	Proposed Budget	
				Line Amounts	Totals					Line Amounts	Totals
1	320000	Estimated Fund Balance		*****		40	429000	Other County			
2		as of July 1	0	*****	0	41	420000	TOTAL COUNTY **	0	*****	0
3	411100	Taxes-General M & O				42					
4	411200	Taxes-Supplemental				43	431100	Base Support Program			
5	411300	Taxes-Emergency				44	431200	Transportation Support			
6	411400	Taxes-Tort				45	431400	Except Child/SED Support			
7	411500	Taxes-Cooperative				46	431500	Border Tuition Support			
8	411600	Taxes-Tuition				47	431600	Tuition Equivalency			
9	411700	Taxes-Migrant				48	431800	Benefit Apportionment			
10	411900	Taxes-Other				49	431900	Other State Support			
11	412100	Taxes-Plant Facility				50	432100	Driver Education Prog.			
12	412500	Taxes-Bond & Interest				51	432400	Professional Technical Prog			
13		TOTAL TAXES **	0	*****	0	52	437000	Lottery/Additional State Maint			
14	413000	Penalty: Delinquent Taxes				53	438000	Rev in Lieu of/Ag Equip Tax			
15						54	439000	Other State Revenue	92,174CR	134,827CR	
16	414100	Tuition - Individuals				55					
17	414200	Tuition-Districts in Idaho				56	430000	TOTAL STATE **	92,174CR	*****	134,827CR
18	414300	Tuition-Out of State Districts				57					
19						58	442000	Indirect Unrestricted Fed.			
20	415000	Earnings on Investments				59	443000	Direct Restricted Fed.			
21						60	445100	Title I - ESEA			
22	416100	School Food Service				61	445200	Title VI, ESEA-Innovative Pr			
23	416200	Meal Sales: Non-Reimb.				62	445300	Perkins III-Voc Tech Act			
24	416900	Other Food Sales				63	445400	Adult Education			
25						64	445500	Child Nutrition Reimb.			
26	417100	Admissions/Activities				65	445600	Title VI-B			
27	417200	Bookstore Sales				66	445900	Other Indirect Fed. Prog.			
28	417300	Clubs, Org. Dues, Etc.				67	448200	Impact Aid - P.L. 874			
29	417400	School Fees & Charges				68	440000	TOTAL FEDERAL **	0	*****	0
30	417900	Other Student Revenues				69					
31						70	451000	Proceeds: Bonds,Capital Leases			
32	418100	Community Service				71	453000	Sale of Fixed Assets			
33						72	450000	TOTAL OTHER **	0	*****	0
34	419100	Rentals				73					
35	419200	Contributions/Donations				74		TOTAL REVENUES **	92,174CR	*****	134,827CR
36	419300	Transportaion Fees				75					
37	419900	Other Local				76	460000	TRANSFERS IN			
38		TOTAL OTHER LOCAL **	0	*****	0	77					
39	410000	TOTAL LOCAL ** (Line 13 + 38)	0	*****	0	78	400000	BAL.+ REVENUE + TRANS. (Lines 1 + 74 + 76)	92,174CR	*****	134,827CR

**BUDGET
EXPENDITURES**
July 1, 2017 - June 30, 2018

Line	Code	EXPENDITURES Functions/Programs	Prior Year Budget	Proposed Budget	100 Salaries	200 Benefits	300 Purchased Services	400 Supplies Materials	500 Capital Objects	600 Debt Retirement	700 Insurance- Judgment	800 Transfers
39	691	Other Support Services Prog.										
40												
41	600	TOTAL SUPPORT SERV.**	92,174	134,827	20,000	3,794	2,953	0	108,080	0	0	0
42												
43	710	Child Nutrition Program										
44	720	Community Services Program										
45	730	Enterprise Operations										
46	700	TOTAL NON-INSTRUCTION**	0	0	0	0	0	0	0	0	0	0
47												
48	810	Capital Assets-Student Occ										
49	811	Capital Assets-Non Student Occ										
50	800	TOTAL CAPITAL ASSETS PROG**	0	0	0	0	0	0	0	0	0	0
51												
52	911	Debt Services Prog.-Princ.										
53	912	Debt Services Prog.-Int.										
54	913	Debt Serv Prog-Refnded Debt										
55	920	Transfers Out										
56												
57	900	TOTAL OTHER SERVICES **	0	0	0	0	0	0	0	0	0	0
58												
59												
60		TOTAL EXPENDITURES ** (Lines 14+41+47+49+57) **	92,174	134,827	20,000	3,794	2,953	0	108,080	0	0	0
61												
62	950	Contingency Reserve (5% of Line 60)										
63												
64		TOTAL APPROPRIATION (Line 60 + Line 62)	92,174	134,827								
65												
66		BUDGET SUMMARY										
67												
68		Beginning Fund Balance										
69		Revenues + Transfers In	92,174CR	134,827CR								
70		TOTAL REVENUE (68 + 69)	92,174CR	134,827CR								
71												
72		Total Appropriation	92,174	134,827								
73		Unappropriated Balance										
74		TOTAL APPROPRIATION (72+73)	92,174	134,827								

BUDGET SUMMARY

The total on line 70 must equal the total on line 74

**BUDGET
REVENUES**
July 1, 2017 - June 30, 2018

Line	Code	REVENUES Item	Prior Year Budget	Proposed Budget		Line	Code	REVENUES Item	Prior Year Budget	Proposed Budget	
				Line Amounts	Totals					Line Amounts	Totals
1	320000	Estimated Fund Balance	10,126CR	*****		40	429000	Other County			
2		as of July 1	10,126CR	*****	0	41	420000	TOTAL COUNTY **	0	*****	0
3	411100	Taxes-General M & O				42					
4	411200	Taxes-Supplemental				43	431100	Base Support Program			
5	411300	Taxes-Emergency				44	431200	Transportation Support			
6	411400	Taxes-Tort				45	431400	Except Child/SED Support			
7	411500	Taxes-Cooperative				46	431500	Border Tuition Support			
8	411600	Taxes-Tuition				47	431600	Tuition Equivalency			
9	411700	Taxes-Migrant				48	431800	Benefit Apportionment			
10	411900	Taxes-Other				49	431900	Other State Support			
11	412100	Taxes-Plant Facility				50	432100	Driver Education Prog.			
12	412500	Taxes-Bond & Interest				51	432400	Professional Technical Prog			
13		TOTAL TAXES **	0	*****	0	52	437000	Lottery/Additional State Maint			
14	413000	Penalty: Delinquent Taxes				53	438000	Rev in Lieu of/Ag Equip Tax			
15						54	439000	Other State Revenue	15,338CR	16,227CR	
16	414100	Tuition - Individuals				55					
17	414200	Tuition-Districts in Idaho				56	430000	TOTAL STATE **	15,338CR	*****	16,227CR
18	414300	Tuition-Out of State Districts				57					
19						58	442000	Indirect Unrestricted Fed.			
20	415000	Earnings on Investments				59	443000	Direct Restricted Fed.			
21						60	445100	Title I - ESEA			
22	416100	School Food Service				61	445200	Title VI, ESEA-Innovative Pr			
23	416200	Meal Sales: Non-Reimb.				62	445300	Perkins III-Voc Tech Act			
24	416900	Other Food Sales				63	445400	Adult Education			
25						64	445500	Child Nutrition Reimb.			
26	417100	Admissions/Activities				65	445600	Title VI-B			
27	417200	Bookstore Sales				66	445900	Other Indirect Fed. Prog.			
28	417300	Clubs, Org. Dues, Etc.				67	448200	Impact Aid - P.L. 874			
29	417400	School Fees & Charges				68	440000	TOTAL FEDERAL **	0	*****	0
30	417900	Other Student Revenues				69					
31						70	451000	Proceeds: Bonds,Capital Leases			
32	418100	Community Service				71	453000	Sale of Fixed Assets			
33						72	450000	TOTAL OTHER **	0	*****	0
34	419100	Rentals				73					
35	419200	Contributions/Donations				74		TOTAL REVENUES **	15,338CR	*****	16,227CR
36	419300	Transportaion Fees				75					
37	419900	Other Local				76	460000	TRANSFERS IN			
38		TOTAL OTHER LOCAL **	0	*****	0	77					
39	410000	TOTAL LOCAL ** (Line 13 + 38)	0	*****	0	78	400000	BAL.+ REVENUE + TRANS. (Lines 1 + 74 + 76)	25,464CR	*****	16,227CR

**BUDGET
EXPENDITURES**
July 1, 2017 - June 30, 2018

Line	Code	EXPENDITURES Functions/Programs	Prior Year Budget	Proposed Budget	100 Salaries	200 Benefits	300 Purchased Services	400 Supplies Materials	500 Capital Objects	600 Debt Retirement	700 Insurance- Judgment	800 Transfers
39	691	Other Support Services Prog.										
40												
41	600	TOTAL SUPPORT SERV.**	15,338	16,227	0	0	0	0	16,227	0	0	0
42												
43	710	Child Nutrition Program										
44	720	Community Services Program										
45	730	Enterprise Operations										
46	700	TOTAL NON-INSTRUCTION**	0	0	0	0	0	0	0	0	0	0
47												
48	810	Capital Assets-Student Occ										
49	811	Capital Assets-Non Student Occ										
50	800	TOTAL CAPITAL ASSETS PROG**	0	0	0	0	0	0	0	0	0	0
51												
52	911	Debt Services Prog.-Princ.										
53	912	Debt Services Prog.-Int.										
54	913	Debt Serv Prog-Refnded Debt										
55	920	Transfers Out										
56												
57	900	TOTAL OTHER SERVICES **	0	0	0	0	0	0	0	0	0	0
58												
59												
60		TOTAL EXPENDITURES ** (Lines 14+41+47+49+57) **	15,338	16,227	0	0	0	0	16,227	0	0	0
61												
62	950	Contingency Reserve (5% of Line 60)										
63												
64		TOTAL APPROPRIATION (Line 60 + Line 62)	15,338	16,227								
65												
66		BUDGET SUMMARY										
67												
68		Beginning Fund Balance	10,126CR									
69		Revenues + Transfers In	15,338CR	16,227CR								
70		TOTAL REVENUE (68 + 69)	25,464CR	16,227CR								
71												
72		Total Appropriation	15,338	16,227								
73		Unappropriated Balance	10,126									
74		TOTAL APPROPRIATION (72+73)	25,464	16,227								

BUDGET SUMMARY

The total on line 70 must equal the total on line 74

**BUDGET
REVENUES**
July 1, 2017 - June 30, 2018

Line	Code	REVENUES Item	Prior Year Budget	Proposed Budget		Line	Code	REVENUES Item	Prior Year Budget	Proposed Budget	
				Line Amounts	Totals					Line Amounts	Totals
1	320000	Estimated Fund Balance		*****		40	429000	Other County			
2		as of July 1	0	*****	0	41	420000	TOTAL COUNTY **	0	*****	0
3	411100	Taxes-General M & O				42					
4	411200	Taxes-Supplemental				43	431100	Base Support Program			
5	411300	Taxes-Emergency				44	431200	Transportation Support			
6	411400	Taxes-Tort				45	431400	Except Child/SED Support			
7	411500	Taxes-Cooperative				46	431500	Border Tuition Support			
8	411600	Taxes-Tuition				47	431600	Tuition Equivalency			
9	411700	Taxes-Migrant				48	431800	Benefit Apportionment			
10	411900	Taxes-Other				49	431900	Other State Support			
11	412100	Taxes-Plant Facility				50	432100	Driver Education Prog.			
12	412500	Taxes-Bond & Interest				51	432400	Professional Technical Prog			
13		TOTAL TAXES **	0	*****	0	52	437000	Lottery/Additional State Maint			
14	413000	Penalty: Delinquent Taxes				53	438000	Rev in Lieu of/Ag Equip Tax			
15						54	439000	Other State Revenue			
16	414100	Tuition - Individuals				55					
17	414200	Tuition-Districts in Idaho				56	430000	TOTAL STATE **	0	*****	0
18	414300	Tuition-Out of State Districts				57					
19						58	442000	Indirect Unrestricted Fed.			
20	415000	Earnings on Investments				59	443000	Direct Restricted Fed.			
21						60	445100	Title I - ESEA	112,000CR	112,000CR	
22	416100	School Food Service				61	445200	Title VI, ESEA-Innovative Pr			
23	416200	Meal Sales: Non-Reimb.				62	445300	Perkins III-Voc Tech Act			
24	416900	Other Food Sales				63	445400	Adult Education			
25						64	445500	Child Nutrition Reimb.			
26	417100	Admissions/Activities				65	445600	Title VI-B			
27	417200	Bookstore Sales				66	445900	Other Indirect Fed. Prog.			
28	417300	Clubs, Org. Dues, Etc.				67	448200	Impact Aid - P.L. 874			
29	417400	School Fees & Charges				68	440000	TOTAL FEDERAL **	112,000CR	*****	112,000CR
30	417900	Other Student Revenues				69					
31						70	451000	Proceeds: Bonds,Capital Leases			
32	418100	Community Service				71	453000	Sale of Fixed Assets			
33						72	450000	TOTAL OTHER **	0	*****	0
34	419100	Rentals				73					
35	419200	Contributions/Donations				74		TOTAL REVENUES **	112,000CR	*****	112,000CR
36	419300	Transportaion Fees				75					
37	419900	Other Local				76	460000	TRANSFERS IN			
38		TOTAL OTHER LOCAL **	0	*****	0	77					
39	410000	TOTAL LOCAL ** (Line 13 + 38)	0	*****	0	78	400000	BAL.+ REVENUE + TRANS. (Lines 1 + 74 + 76)	112,000CR	*****	112,000CR

**BUDGET
EXPENDITURES**
July 1, 2017 - June 30, 2018

Line	Code	EXPENDITURES Functions/Programs	Prior Year Budget	Proposed Budget	100 Salaries	200 Benefits	300 Purchased Services	400 Supplies Materials	500 Capital Objects	600 Debt Retirement	700 Insurance- Judgment	800 Transfers
39	691	Other Support Services Prog.										
40												
41	600	TOTAL SUPPORT SERV.**	0	0	0	0	0	0	0	0	0	0
42												
43	710	Child Nutrition Program										
44	720	Community Services Program										
45	730	Enterprise Operations										
46	700	TOTAL NON-INSTRUCTION**	0	0	0	0	0	0	0	0	0	0
47												
48	810	Capital Assets-Student Occ										
49	811	Capital Assets-Non Student Occ										
50	800	TOTAL CAPITAL ASSETS PROG**	0	0	0	0	0	0	0	0	0	0
51												
52	911	Debt Services Prog.-Princ.										
53	912	Debt Services Prog.-Int.										
54	913	Debt Serv Prog-Refnded Debt										
55	920	Transfers Out										
56												
57	900	TOTAL OTHER SERVICES **	0	0	0	0	0	0	0	0	0	0
58												
59												
60		TOTAL EXPENDITURES ** (Lines 14+41+47+49+57) **	112,000	112,000	112,000	0	0	0	0	0	0	0
61												
62	950	Contingency Reserve (5% of Line 60)										
63												
64		TOTAL APPROPRIATION (Line 60 + Line 62)	112,000	112,000								
65												
66		BUDGET SUMMARY										
67												
68		Beginning Fund Balance										
69		Revenues + Transfers In	112,000CR	112,000CR								
70		TOTAL REVENUE (68 + 69)	112,000CR	112,000CR								
71												
72		Total Appropriation	112,000	112,000								
73		Unappropriated Balance										
74		TOTAL APPROPRIATION (72+73)	112,000	112,000								

BUDGET SUMMARY

The total on line 70 must equal the total on line 74

**BUDGET
REVENUES**
July 1, 2017 - June 30, 2018

Line	Code	REVENUES Item	Prior Year Budget	Proposed Budget		Line	Code	REVENUES Item	Prior Year Budget	Proposed Budget	
				Line Amounts	Totals					Line Amounts	Totals
1	320000	Estimated Fund Balance		*****		40	429000	Other County			
2		as of July 1	0	*****	0	41	420000	TOTAL COUNTY **	0	*****	0
3	411100	Taxes-General M & O				42					
4	411200	Taxes-Supplemental				43	431100	Base Support Program			
5	411300	Taxes-Emergency				44	431200	Transportation Support			
6	411400	Taxes-Tort				45	431400	Except Child/SED Support			
7	411500	Taxes-Cooperative				46	431500	Border Tuition Support			
8	411600	Taxes-Tuition				47	431600	Tuition Equivalency			
9	411700	Taxes-Migrant				48	431800	Benefit Apportionment			
10	411900	Taxes-Other				49	431900	Other State Support			
11	412100	Taxes-Plant Facility				50	432100	Driver Education Prog.			
12	412500	Taxes-Bond & Interest				51	432400	Professional Technical Prog			
13		TOTAL TAXES **	0	*****	0	52	437000	Lottery/Additional State Maint			
14	413000	Penalty: Delinquent Taxes				53	438000	Rev in Lieu of/Ag Equip Tax			
15						54	439000	Other State Revenue			
16	414100	Tuition - Individuals				55					
17	414200	Tuition-Districts in Idaho				56	430000	TOTAL STATE **	0	*****	0
18	414300	Tuition-Out of State Districts				57					
19						58	442000	Indirect Unrestricted Fed.			
20	415000	Earnings on Investments				59	443000	Direct Restricted Fed.			
21						60	445100	Title I - ESEA			
22	416100	School Food Service				61	445200	Title VI, ESEA-Innovative Pr			
23	416200	Meal Sales: Non-Reimb.				62	445300	Perkins III-Voc Tech Act			
24	416900	Other Food Sales				63	445400	Adult Education			
25						64	445500	Child Nutrition Reimb.			
26	417100	Admissions/Activities				65	445600	Title VI-B	72,000CR	85,000CR	
27	417200	Bookstore Sales				66	445900	Other Indirect Fed. Prog.			
28	417300	Clubs, Org. Dues, Etc.				67	448200	Impact Aid - P.L. 874			
29	417400	School Fees & Charges				68	440000	TOTAL FEDERAL **	72,000CR	*****	85,000CR
30	417900	Other Student Revenues				69					
31						70	451000	Proceeds: Bonds,Capital Leases			
32	418100	Community Service				71	453000	Sale of Fixed Assets			
33						72	450000	TOTAL OTHER **	0	*****	0
34	419100	Rentals				73					
35	419200	Contributions/Donations				74		TOTAL REVENUES **	72,000CR	*****	85,000CR
36	419300	Transportaion Fees				75					
37	419900	Other Local				76	460000	TRANSFERS IN			
38		TOTAL OTHER LOCAL **	0	*****	0	77					
39	410000	TOTAL LOCAL ** (Line 13 + 38)	0	*****	0	78	400000	BAL.+ REVENUE + TRANS. (Lines 1 + 74 + 76)	72,000CR	*****	85,000CR

**BUDGET
EXPENDITURES**
July 1, 2017 - June 30, 2018

Line	Code	EXPENDITURES Functions/Programs	Prior Year Budget	Proposed Budget	100 Salaries	200 Benefits	300 Purchased Services	400 Supplies Materials	500 Capital Objects	600 Debt Retirement	700 Insurance- Judgment	800 Transfers
39	691	Other Support Services Prog.										
40												
41	600	TOTAL SUPPORT SERV.**	0	0	0	0	0	0	0	0	0	0
42												
43	710	Child Nutrition Program										
44	720	Community Services Program										
45	730	Enterprise Operations										
46	700	TOTAL NON-INSTRUCTION**	0	0	0	0	0	0	0	0	0	0
47												
48	810	Capital Assets-Student Occ										
49	811	Capital Assets-Non Student Occ										
50	800	TOTAL CAPITAL ASSETS PROG**	0	0	0	0	0	0	0	0	0	0
51												
52	911	Debt Services Prog.-Princ.										
53	912	Debt Services Prog.-Int.										
54	913	Debt Serv Prog-Refnded Debt										
55	920	Transfers Out										
56												
57	900	TOTAL OTHER SERVICES **	0	0	0	0	0	0	0	0	0	0
58												
59												
60		TOTAL EXPENDITURES ** (Lines 14+41+47+49+57) **	72,000	85,000	26,900	8,100	50,000	0	0	0	0	0
61												
62	950	Contingency Reserve (5% of Line 60)										
63												
64		TOTAL APPROPRIATION (Line 60 + Line 62)	72,000	85,000								
65												
66		BUDGET SUMMARY										
67												
68		Beginning Fund Balance										
69		Revenues + Transfers In	72,000CR	85,000CR								
70		TOTAL REVENUE (68 + 69)	72,000CR	85,000CR								
71												
72		Total Appropriation	72,000	85,000								
73		Unappropriated Balance										
74		TOTAL APPROPRIATION (72+73)	72,000	85,000								

BUDGET SUMMARY

The total on line 70 must equal the total on line 74

**BUDGET
REVENUES**
July 1, 2017 - June 30, 2018

Line	Code	REVENUES Item	Prior Year Budget	Proposed Budget		Line	Code	REVENUES Item	Prior Year Budget	Proposed Budget	
				Line Amounts	Totals					Line Amounts	Totals
1	320000	Estimated Fund Balance		*****		40	429000	Other County			
2		as of July 1	0	*****	0	41	420000	TOTAL COUNTY **	0	*****	0
3	411100	Taxes-General M & O				42					
4	411200	Taxes-Supplemental				43	431100	Base Support Program			
5	411300	Taxes-Emergency				44	431200	Transportation Support			
6	411400	Taxes-Tort				45	431400	Except Child/SED Support			
7	411500	Taxes-Cooperative				46	431500	Border Tuition Support			
8	411600	Taxes-Tuition				47	431600	Tuition Equivalency			
9	411700	Taxes-Migrant				48	431800	Benefit Apportionment			
10	411900	Taxes-Other				49	431900	Other State Support			
11	412100	Taxes-Plant Facility				50	432100	Driver Education Prog.			
12	412500	Taxes-Bond & Interest				51	432400	Professional Technical Prog			
13		TOTAL TAXES **	0	*****	0	52	437000	Lottery/Additional State Maint			
14	413000	Penalty: Delinquent Taxes				53	438000	Rev in Lieu of/Ag Equip Tax			
15						54	439000	Other State Revenue			
16	414100	Tuition - Individuals				55					
17	414200	Tuition-Districts in Idaho				56	430000	TOTAL STATE **	0	*****	0
18	414300	Tuition-Out of State Districts				57					
19						58	442000	Indirect Unrestricted Fed.			
20	415000	Earnings on Investments				59	443000	Direct Restricted Fed.			
21						60	445100	Title I - ESEA			
22	416100	School Food Service				61	445200	Title VI, ESEA-Innovative Pr			
23	416200	Meal Sales: Non-Reimb.				62	445300	Perkins III-Voc Tech Act			
24	416900	Other Food Sales				63	445400	Adult Education			
25						64	445500	Child Nutrition Reimb.			
26	417100	Admissions/Activities				65	445600	Title VI-B			
27	417200	Bookstore Sales				66	445900	Other Indirect Fed. Prog.	15,000CR	15,000CR	
28	417300	Clubs, Org. Dues, Etc.				67	448200	Impact Aid - P.L. 874			
29	417400	School Fees & Charges				68	440000	TOTAL FEDERAL **	15,000CR	*****	15,000CR
30	417900	Other Student Revenues				69					
31						70	451000	Proceeds: Bonds,Capital Leases			
32	418100	Community Service				71	453000	Sale of Fixed Assets			
33						72	450000	TOTAL OTHER **	0	*****	0
34	419100	Rentals				73					
35	419200	Contributions/Donations				74		TOTAL REVENUES **	15,000CR	*****	15,000CR
36	419300	Transportaion Fees				75					
37	419900	Other Local				76	460000	TRANSFERS IN			
38		TOTAL OTHER LOCAL **	0	*****	0	77					
39	410000	TOTAL LOCAL ** (Line 13 + 38)	0	*****	0	78	400000	BAL.+ REVENUE + TRANS. (Lines 1 + 74 + 76)	15,000CR	*****	15,000CR

**BUDGET
EXPENDITURES**
July 1, 2017 - June 30, 2018

Line	Code	EXPENDITURES Functions/Programs	Prior Year Budget	Proposed Budget	100 Salaries	200 Benefits	300 Purchased Services	400 Supplies Materials	500 Capital Objects	600 Debt Retirement	700 Insurance- Judgment	800 Transfers
39	691	Other Support Services Prog.										
40												
41	600	TOTAL SUPPORT SERV.**	15,000	15,000	0	0	15,000	0	0	0	0	0
42												
43	710	Child Nutrition Program										
44	720	Community Services Program										
45	730	Enterprise Operations										
46	700	TOTAL NON-INSTRUCTION**	0	0	0	0	0	0	0	0	0	0
47												
48	810	Capital Assets-Student Occ										
49	811	Capital Assets-Non Student Occ										
50	800	TOTAL CAPITAL ASSETS PROG**	0	0	0	0	0	0	0	0	0	0
51												
52	911	Debt Services Prog.-Princ.										
53	912	Debt Services Prog.-Int.										
54	913	Debt Serv Prog-Refnded Debt										
55	920	Transfers Out										
56												
57	900	TOTAL OTHER SERVICES **	0	0	0	0	0	0	0	0	0	0
58												
59												
60		TOTAL EXPENDITURES ** (Lines 14+41+47+49+57) **	15,000	15,000	0	0	15,000	0	0	0	0	0
61												
62	950	Contingency Reserve (5% of Line 60)										
63												
64		TOTAL APPROPRIATION (Line 60 + Line 62)	15,000	15,000								
65												
66		BUDGET SUMMARY										
67												
68		Beginning Fund Balance										
69		Revenues + Transfers In	15,000CR	15,000CR								
70		TOTAL REVENUE (68 + 69)	15,000CR	15,000CR								
71												
72		Total Appropriation	15,000	15,000								
73		Unappropriated Balance										
74		TOTAL APPROPRIATION (72+73)	15,000	15,000								

BUDGET SUMMARY

The total on line 70 must equal the total on line 74

**BUDGET
REVENUES**
July 1, 2017 - June 30, 2018

Line	Code	REVENUES Item	Prior Year Budget	Proposed Budget		Line	Code	REVENUES Item	Prior Year Budget	Proposed Budget	
				Line Amounts	Totals					Line Amounts	Totals
1	320000	Estimated Fund Balance		*****		40	429000	Other County			
2		as of July 1	0	*****	0	41	420000	TOTAL COUNTY **	0	*****	0
3	411100	Taxes-General M & O				42					
4	411200	Taxes-Supplemental				43	431100	Base Support Program			
5	411300	Taxes-Emergency				44	431200	Transportation Support			
6	411400	Taxes-Tort				45	431400	Except Child/SED Support			
7	411500	Taxes-Cooperative				46	431500	Border Tuition Support			
8	411600	Taxes-Tuition				47	431600	Tuition Equivalency			
9	411700	Taxes-Migrant				48	431800	Benefit Apportionment			
10	411900	Taxes-Other				49	431900	Other State Support			
11	412100	Taxes-Plant Facility				50	432100	Driver Education Prog.			
12	412500	Taxes-Bond & Interest				51	432400	Professional Technical Prog			
13		TOTAL TAXES **	0	*****	0	52	437000	Lottery/Additional State Maint			
14	413000	Penalty: Delinquent Taxes				53	438000	Rev in Lieu of/Ag Equip Tax			
15						54	439000	Other State Revenue			
16	414100	Tuition - Individuals				55					
17	414200	Tuition-Districts in Idaho				56	430000	TOTAL STATE **	0	*****	0
18	414300	Tuition-Out of State Districts				57					
19						58	442000	Indirect Unrestricted Fed.			
20	415000	Earnings on Investments				59	443000	Direct Restricted Fed.			
21						60	445100	Title I - ESEA			
22	416100	School Food Service				61	445200	Title VI, ESEA-Innovative Pr			
23	416200	Meal Sales: Non-Reimb.				62	445300	Perkins III-Voc Tech Act			
24	416900	Other Food Sales				63	445400	Adult Education			
25						64	445500	Child Nutrition Reimb.			
26	417100	Admissions/Activities				65	445600	Title VI-B			
27	417200	Bookstore Sales				66	445900	Other Indirect Fed. Prog.			
28	417300	Clubs, Org. Dues, Etc.				67	448200	Impact Aid - P.L. 874			
29	417400	School Fees & Charges				68	440000	TOTAL FEDERAL **	0	*****	0
30	417900	Other Student Revenues				69					
31						70	451000	Proceeds: Bonds,Capital Leases			
32	418100	Community Service				71	453000	Sale of Fixed Assets			
33						72	450000	TOTAL OTHER **	0	*****	0
34	419100	Rentals				73					
35	419200	Contributions/Donations				74		TOTAL REVENUES **	0	*****	0
36	419300	Transportaion Fees				75					
37	419900	Other Local				76	460000	TRANSFERS IN			
38		TOTAL OTHER LOCAL **	0	*****	0	77					
39	410000	TOTAL LOCAL ** (Line 13 + 38)	0	*****	0	78	400000	BAL.+ REVENUE + TRANS. (Lines 1 + 74 + 76)	0	*****	0

**BUDGET
EXPENDITURES**
July 1, 2017 - June 30, 2018

Line	Code	EXPENDITURES Functions/Programs	Prior Year Budget	Proposed Budget	100 Salaries	200 Benefits	300 Purchased Services	400 Supplies Materials	500 Capital Objects	600 Debt Retirement	700 Insurance- Judgment	800 Transfers
39	691	Other Support Services Prog.										
40												
41	600	TOTAL SUPPORT SERV.**	0	0	0	0	0	0	0	0	0	0
42												
43	710	Child Nutrition Program										
44	720	Community Services Program										
45	730	Enterprise Operations										
46	700	TOTAL NON-INSTRUCTION**	0	0	0	0	0	0	0	0	0	0
47												
48	810	Capital Assets-Student Occ										
49	811	Capital Assets-Non Student Occ										
50	800	TOTAL CAPITAL ASSETS PROG**	0	0	0	0	0	0	0	0	0	0
51												
52	911	Debt Services Prog.-Princ.										
53	912	Debt Services Prog.-Int.										
54	913	Debt Serv Prog-Refnded Debt										
55	920	Transfers Out										
56												
57	900	TOTAL OTHER SERVICES **	0	0	0	0	0	0	0	0	0	0
58												
59												
60		TOTAL EXPENDITURES ** (Lines 14+41+47+49+57) **	0	0	0	0	0	0	0	0	0	0
61												
62	950	Contingency Reserve (5% of Line 60)										
63												
64		TOTAL APPROPRIATION (Line 60 + Line 62)	0	0								
65												
66		BUDGET SUMMARY										
67												
68		Beginning Fund Balance										
69		Revenues + Transfers In										
70		TOTAL REVENUE (68 + 69)	0	0								
71												
72		Total Appropriation										
73		Unappropriated Balance										
74		TOTAL APPROPRIATION (72+73)	0	0								

BUDGET SUMMARY

The total on line 70 must equal the total on line 74

**BUDGET
REVENUES**
July 1, 2017 - June 30, 2018

Line	Code	REVENUES Item	Prior Year Budget	Proposed Budget		Line	Code	REVENUES Item	Prior Year Budget	Proposed Budget	
				Line Amounts	Totals					Line Amounts	Totals
1	320000	Estimated Fund Balance		*****		40	429000	Other County			
2		as of July 1	0	*****	0	41	420000	TOTAL COUNTY **	0	*****	0
3	411100	Taxes-General M & O				42					
4	411200	Taxes-Supplemental				43	431100	Base Support Program			
5	411300	Taxes-Emergency				44	431200	Transportation Support			
6	411400	Taxes-Tort				45	431400	Except Child/SED Support			
7	411500	Taxes-Cooperative				46	431500	Border Tuition Support			
8	411600	Taxes-Tuition				47	431600	Tuition Equivalency			
9	411700	Taxes-Migrant				48	431800	Benefit Apportionment			
10	411900	Taxes-Other				49	431900	Other State Support			
11	412100	Taxes-Plant Facility				50	432100	Driver Education Prog.			
12	412500	Taxes-Bond & Interest				51	432400	Professional Technical Prog			
13		TOTAL TAXES **	0	*****	0	52	437000	Lottery/Additional State Maint			
14	413000	Penalty: Delinquent Taxes				53	438000	Rev in Lieu of/Ag Equip Tax			
15						54	439000	Other State Revenue			
16	414100	Tuition - Individuals				55					
17	414200	Tuition-Districts in Idaho				56	430000	TOTAL STATE **	0	*****	0
18	414300	Tuition-Out of State Districts				57					
19						58	442000	Indirect Unrestricted Fed.			
20	415000	Earnings on Investments				59	443000	Direct Restricted Fed.			
21						60	445100	Title I - ESEA			
22	416100	School Food Service				61	445200	Title VI, ESEA-Innovative Pr			
23	416200	Meal Sales: Non-Reimb.				62	445300	Perkins III-Voc Tech Act			
24	416900	Other Food Sales				63	445400	Adult Education			
25						64	445500	Child Nutrition Reimb.			
26	417100	Admissions/Activities				65	445600	Title VI-B			
27	417200	Bookstore Sales				66	445900	Other Indirect Fed. Prog.			
28	417300	Clubs, Org. Dues, Etc.				67	448200	Impact Aid - P.L. 874			
29	417400	School Fees & Charges				68	440000	TOTAL FEDERAL **	0	*****	0
30	417900	Other Student Revenues				69					
31						70	451000	Proceeds: Bonds,Capital Leases			
32	418100	Community Service				71	453000	Sale of Fixed Assets			
33						72	450000	TOTAL OTHER **	0	*****	0
34	419100	Rentals				73					
35	419200	Contributions/Donations				74		TOTAL REVENUES **	0	*****	0
36	419300	Transportaion Fees				75					
37	419900	Other Local				76	460000	TRANSFERS IN			
38		TOTAL OTHER LOCAL **	0	*****	0	77					
39	410000	TOTAL LOCAL ** (Line 13 + 38)	0	*****	0	78	400000	BAL.+ REVENUE + TRANS. (Lines 1 + 74 + 76)	0	*****	0

**BUDGET
EXPENDITURES**
July 1, 2017 - June 30, 2018

Line	Code	EXPENDITURES Functions/Programs	Prior Year Budget	Proposed Budget	100 Salaries	200 Benefits	300 Purchased Services	400 Supplies Materials	500 Capital Objects	600 Debt Retirement	700 Insurance- Judgment	800 Transfers
39	691	Other Support Services Prog.										
40												
41	600	TOTAL SUPPORT SERV.**	0	0	0	0	0	0	0	0	0	0
42												
43	710	Child Nutrition Program										
44	720	Community Services Program										
45	730	Enterprise Operations										
46	700	TOTAL NON-INSTRUCTION**	0	0	0	0	0	0	0	0	0	0
47												
48	810	Capital Assets-Student Occ										
49	811	Capital Assets-Non Student Occ										
50	800	TOTAL CAPITAL ASSETS PROG**	0	0	0	0	0	0	0	0	0	0
51												
52	911	Debt Services Prog.-Princ.										
53	912	Debt Services Prog.-Int.										
54	913	Debt Serv Prog-Refnded Debt										
55	920	Transfers Out										
56												
57	900	TOTAL OTHER SERVICES **	0	0	0	0	0	0	0	0	0	0
58												
59												
60		TOTAL EXPENDITURES ** (Lines 14+41+47+49+57) **	0	0	0	0	0	0	0	0	0	0
61												
62	950	Contingency Reserve (5% of Line 60)										
63												
64		TOTAL APPROPRIATION (Line 60 + Line 62)	0	0								
65												
66		BUDGET SUMMARY										
67												
68		Beginning Fund Balance										
69		Revenues + Transfers In										
70		TOTAL REVENUE (68 + 69)	0	0								
71												
72		Total Appropriation										
73		Unappropriated Balance										
74		TOTAL APPROPRIATION (72+73)	0	0								

BUDGET SUMMARY

The total on line 70 must equal the total on line 74

**BUDGET
REVENUES**
July 1, 2017 - June 30, 2018

Line	Code	REVENUES Item	Prior Year Budget	Proposed Budget		Line	Code	REVENUES Item	Prior Year Budget	Proposed Budget	
				Line Amounts	Totals					Line Amounts	Totals
1	320000	Estimated Fund Balance		*****		40	429000	Other County			
2		as of July 1	0	*****	0	41	420000	TOTAL COUNTY **	0	*****	0
3	411100	Taxes-General M & O				42					
4	411200	Taxes-Supplemental				43	431100	Base Support Program			
5	411300	Taxes-Emergency				44	431200	Transportation Support			
6	411400	Taxes-Tort				45	431400	Except Child/SED Support			
7	411500	Taxes-Cooperative				46	431500	Border Tuition Support			
8	411600	Taxes-Tuition				47	431600	Tuition Equivalency			
9	411700	Taxes-Migrant				48	431800	Benefit Apportionment			
10	411900	Taxes-Other				49	431900	Other State Support			
11	412100	Taxes-Plant Facility				50	432100	Driver Education Prog.			
12	412500	Taxes-Bond & Interest				51	432400	Professional Technical Prog			
13		TOTAL TAXES **	0	*****	0	52	437000	Lottery/Additional State Maint			
14	413000	Penalty: Delinquent Taxes				53	438000	Rev in Lieu of/Ag Equip Tax			
15						54	439000	Other State Revenue			
16	414100	Tuition - Individuals				55					
17	414200	Tuition-Districts in Idaho				56	430000	TOTAL STATE **	0	*****	0
18	414300	Tuition-Out of State Districts				57					
19						58	442000	Indirect Unrestricted Fed.			
20	415000	Earnings on Investments				59	443000	Direct Restricted Fed.			
21						60	445100	Title I - ESEA			
22	416100	School Food Service	90,000CR	95,000CR		61	445200	Title VI, ESEA-Innovative Pr			
23	416200	Meal Sales: Non-Reimb.				62	445300	Perkins III-Voc Tech Act			
24	416900	Other Food Sales				63	445400	Adult Education			
25						64	445500	Child Nutrition Reimb.	310,000CR	325,000CR	
26	417100	Admissions/Activities				65	445600	Title VI-B			
27	417200	Bookstore Sales				66	445900	Other Indirect Fed. Prog.	20,000CR	20,000CR	
28	417300	Clubs, Org. Dues, Etc.				67	448200	Impact Aid - P.L. 874			
29	417400	School Fees & Charges				68	440000	TOTAL FEDERAL **	330,000CR	*****	345,000CR
30	417900	Other Student Revenues				69					
31						70	451000	Proceeds: Bonds,Capital Leases			
32	418100	Community Service				71	453000	Sale of Fixed Assets			
33						72	450000	TOTAL OTHER **	0	*****	0
34	419100	Rentals				73					
35	419200	Contributions/Donations				74		TOTAL REVENUES **	420,000CR	*****	440,000CR
36	419300	Transportaion Fees				75					
37	419900	Other Local				76	460000	TRANSFERS IN			
38		TOTAL OTHER LOCAL **	90,000CR	*****	95,000CR	77					
39	410000	TOTAL LOCAL ** (Line 13 + 38)	90,000CR	*****	95,000CR	78	400000	BAL.+ REVENUE + TRANS. (Lines 1 + 74 + 76)	420,000CR	*****	440,000CR

**BUDGET
EXPENDITURES**
July 1, 2017 - June 30, 2018

Line	Code	EXPENDITURES Functions/Programs	Prior Year Budget	Proposed Budget	100 Salaries	200 Benefits	300 Purchased Services	400 Supplies Materials	500 Capital Objects	600 Debt Retirement	700 Insurance- Judgment	800 Transfers
39	691	Other Support Services Prog.										
40												
41	600	TOTAL SUPPORT SERV.**	0	0	0	0	0	0	0	0	0	0
42												
43	710	Child Nutrition Program	420,000	434,500	131,500	30,000	5,000	263,000	5,000			
44	720	Community Services Program										
45	730	Enterprise Operations										
46	700	TOTAL NON-INSTRUCTION**	420,000	434,500	131,500	30,000	5,000	263,000	5,000	0	0	0
47												
48	810	Capital Assets-Student Occ										
49	811	Capital Assets-Non Student Occ										
50	800	TOTAL CAPITAL ASSETS PROG**	0	0	0	0	0	0	0	0	0	0
51												
52	911	Debt Services Prog.-Princ.										
53	912	Debt Services Prog.-Int.										
54	913	Debt Serv Prog-Refnded Debt										
55	920	Transfers Out										
56												
57	900	TOTAL OTHER SERVICES **	0	0	0	0	0	0	0	0	0	0
58												
59												
60		TOTAL EXPENDITURES ** (Lines 14+41+47+49+57) **	420,000	434,500	131,500	30,000	5,000	263,000	5,000	0	0	0
61												
62	950	Contingency Reserve (5% of Line 60)										
63												
64		TOTAL APPROPRIATION (Line 60 + Line 62)	420,000	434,500								
65												
66		BUDGET SUMMARY										
67												
68		Beginning Fund Balance										
69		Revenues + Transfers In	420,000CR	440,000CR								
70		TOTAL REVENUE (68 + 69)	420,000CR	440,000CR								
71												
72		Total Appropriation	420,000	434,500								
73		Unappropriated Balance		5,500								
74		TOTAL APPROPRIATION (72+73)	420,000	440,000								

BUDGET SUMMARY

The total on line 70 must equal the total on line 74

**BUDGET
REVENUES**
July 1, 2017 - June 30, 2018

Line	Code	REVENUES Item	Prior Year Budget	Proposed Budget		Line	Code	REVENUES Item	Prior Year Budget	Proposed Budget	
				Line Amounts	Totals					Line Amounts	Totals
1	320000	Estimated Fund Balance		*****		40	429000	Other County			
2		as of July 1	0	*****	0	41	420000	TOTAL COUNTY **	0	*****	0
3	411100	Taxes-General M & O				42					
4	411200	Taxes-Supplemental				43	431100	Base Support Program			
5	411300	Taxes-Emergency				44	431200	Transportation Support			
6	411400	Taxes-Tort				45	431400	Except Child/SED Support			
7	411500	Taxes-Cooperative				46	431500	Border Tuition Support			
8	411600	Taxes-Tuition				47	431600	Tuition Equivalency			
9	411700	Taxes-Migrant				48	431800	Benefit Apportionment			
10	411900	Taxes-Other				49	431900	Other State Support			
11	412100	Taxes-Plant Facility				50	432100	Driver Education Prog.			
12	412500	Taxes-Bond & Interest				51	432400	Professional Technical Prog			
13		TOTAL TAXES **	0	*****	0	52	437000	Lottery/Additional State Maint			
14	413000	Penalty: Delinquent Taxes				53	438000	Rev in Lieu of/Ag Equip Tax			
15						54	439000	Other State Revenue			
16	414100	Tuition - Individuals				55					
17	414200	Tuition-Districts in Idaho				56	430000	TOTAL STATE **	0	*****	0
18	414300	Tuition-Out of State Districts				57					
19						58	442000	Indirect Unrestricted Fed.			
20	415000	Earnings on Investments	250CR	250CR		59	443000	Direct Restricted Fed.			
21						60	445100	Title I - ESEA			
22	416100	School Food Service				61	445200	Title VI, ESEA-Innovative Pr			
23	416200	Meal Sales: Non-Reimb.				62	445300	Perkins III-Voc Tech Act			
24	416900	Other Food Sales				63	445400	Adult Education			
25						64	445500	Child Nutrition Reimb.			
26	417100	Admissions/Activities				65	445600	Title VI-B			
27	417200	Bookstore Sales				66	445900	Other Indirect Fed. Prog.			
28	417300	Clubs, Org. Dues, Etc.				67	448200	Impact Aid - P.L. 874			
29	417400	School Fees & Charges				68	440000	TOTAL FEDERAL **	0	*****	0
30	417900	Other Student Revenues				69					
31						70	451000	Proceeds: Bonds,Capital Leases			
32	418100	Community Service				71	453000	Sale of Fixed Assets			
33						72	450000	TOTAL OTHER **	0	*****	0
34	419100	Rentals				73					
35	419200	Contributions/Donations				74		TOTAL REVENUES **	250CR	*****	250CR
36	419300	Transportaion Fees				75					
37	419900	Other Local				76	460000	TRANSFERS IN	882,975CR	942,973CR	
38		TOTAL OTHER LOCAL **	250CR	*****	250CR	77					
39	410000	TOTAL LOCAL ** (Line 13 + 38)	250CR	*****	250CR	78	400000	BAL.+ REVENUE + TRANS. (Lines 1 + 74 + 76)	883,225CR	*****	943,223CR

**BUDGET
EXPENDITURES**
July 1, 2017 - June 30, 2018

Line	Code	EXPENDITURES Functions/Programs	Prior Year Budget	Proposed Budget	100 Salaries	200 Benefits	300 Purchased Services	400 Supplies Materials	500 Capital Objects	600 Debt Retirement	700 Insurance- Judgment	800 Transfers
39	691	Other Support Services Prog.										
40												
41	600	TOTAL SUPPORT SERV.**	0	0	0	0	0	0	0	0	0	0
42												
43	710	Child Nutrition Program										
44	720	Community Services Program										
45	730	Enterprise Operations										
46	700	TOTAL NON-INSTRUCTION**	0	0	0	0	0	0	0	0	0	0
47												
48	810	Capital Assets-Student Occ										
49	811	Capital Assets-Non Student Occ										
50	800	TOTAL CAPITAL ASSETS PROG**	0	0	0	0	0	0	0	0	0	0
51												
52	911	Debt Services Prog.-Princ.	170,000	85,000						85,000		
53	912	Debt Services Prog.-Int.	713,225	858,223						858,223		
54	913	Debt Serv Prog-Refnded Debt										
55	920	Transfers Out										
56												
57	900	TOTAL OTHER SERVICES **	883,225	943,223	0	0	0	0	0	943,223	0	0
58												
59												
60		TOTAL EXPENDITURES ** (Lines 14+41+47+49+57) **	883,225	943,223	0	0	0	0	0	943,223	0	0
61												
62	950	Contingency Reserve (5% of Line 60)										
63												
64		TOTAL APPROPRIATION (Line 60 + Line 62)	883,225	943,223								
65												
66		BUDGET SUMMARY										
67												
68		Beginning Fund Balance										
69		Revenues + Transfers In	883,225CR	943,223CR								
70		TOTAL REVENUE (68 + 69)	883,225CR	943,223CR								
71												
72		Total Appropriation	883,225	943,223								
73		Unappropriated Balance										
74		TOTAL APPROPRIATION (72+73)	883,225	943,223								

BUDGET SUMMARY

The total on line 70 must equal the total on line 74

**BUDGET
REVENUES**
July 1, 2017 - June 30, 2018

Line	Code	REVENUES Item	Prior Year Budget	Proposed Budget		Line	Code	REVENUES Item	Prior Year Budget	Proposed Budget	
				Line Amounts	Totals					Line Amounts	Totals
1	320000	Estimated Fund Balance		*****		40	429000	Other County			
2		as of July 1	0	*****	0	41	420000	TOTAL COUNTY **	0	*****	0
3	411100	Taxes-General M & O				42					
4	411200	Taxes-Supplemental				43	431100	Base Support Program			
5	411300	Taxes-Emergency				44	431200	Transportation Support			
6	411400	Taxes-Tort				45	431400	Except Child/SED Support			
7	411500	Taxes-Cooperative				46	431500	Border Tuition Support			
8	411600	Taxes-Tuition				47	431600	Tuition Equivalency			
9	411700	Taxes-Migrant				48	431800	Benefit Apportionment			
10	411900	Taxes-Other				49	431900	Other State Support			
11	412100	Taxes-Plant Facility				50	432100	Driver Education Prog.			
12	412500	Taxes-Bond & Interest				51	432400	Professional Technical Prog			
13		TOTAL TAXES **	0	*****	0	52	437000	Lottery/Additional State Maint			
14	413000	Penalty: Delinquent Taxes				53	438000	Rev in Lieu of/Ag Equip Tax			
15						54	439000	Other State Revenue			
16	414100	Tuition - Individuals				55					
17	414200	Tuition-Districts in Idaho				56	430000	TOTAL STATE **	0	*****	0
18	414300	Tuition-Out of State Districts				57					
19						58	442000	Indirect Unrestricted Fed.			
20	415000	Earnings on Investments				59	443000	Direct Restricted Fed.			
21						60	445100	Title I - ESEA			
22	416100	School Food Service				61	445200	Title VI, ESEA-Innovative Pr			
23	416200	Meal Sales: Non-Reimb.				62	445300	Perkins III-Voc Tech Act			
24	416900	Other Food Sales				63	445400	Adult Education			
25						64	445500	Child Nutrition Reimb.			
26	417100	Admissions/Activities				65	445600	Title VI-B			
27	417200	Bookstore Sales				66	445900	Other Indirect Fed. Prog.			
28	417300	Clubs, Org. Dues, Etc.				67	448200	Impact Aid - P.L. 874			
29	417400	School Fees & Charges				68	440000	TOTAL FEDERAL **	0	*****	0
30	417900	Other Student Revenues				69					
31						70	451000	Proceeds: Bonds,Capital Leases			
32	418100	Community Service				71	453000	Sale of Fixed Assets			
33						72	450000	TOTAL OTHER **	0	*****	0
34	419100	Rentals				73					
35	419200	Contributions/Donations				74		TOTAL REVENUES **	0	*****	0
36	419300	Transportaion Fees				75					
37	419900	Other Local				76	460000	TRANSFERS IN			
38		TOTAL OTHER LOCAL **	0	*****	0	77					
39	410000	TOTAL LOCAL ** (Line 13 + 38)	0	*****	0	78	400000	BAL.+ REVENUE + TRANS. (Lines 1 + 74 + 76)	0	*****	0

**BUDGET
EXPENDITURES**
July 1, 2017 - June 30, 2018

Line	Code	EXPENDITURES Functions/Programs	Prior Year Budget	Proposed Budget	100 Salaries	200 Benefits	300 Purchased Services	400 Supplies Materials	500 Capital Objects	600 Debt Retirement	700 Insurance- Judgment	800 Transfers
39	691	Other Support Services Prog.										
40												
41	600	TOTAL SUPPORT SERV.**	0	0	0	0	0	0	0	0	0	0
42												
43	710	Child Nutrition Program										
44	720	Community Services Program										
45	730	Enterprise Operations										
46	700	TOTAL NON-INSTRUCTION**	0	0	0	0	0	0	0	0	0	0
47												
48	810	Capital Assets-Student Occ										
49	811	Capital Assets-Non Student Occ										
50	800	TOTAL CAPITAL ASSETS PROG**	0	0	0	0	0	0	0	0	0	0
51												
52	911	Debt Services Prog.-Princ.										
53	912	Debt Services Prog.-Int.										
54	913	Debt Serv Prog-Refnded Debt										
55	920	Transfers Out										
56												
57	900	TOTAL OTHER SERVICES **	0	0	0	0	0	0	0	0	0	0
58												
59												
60		TOTAL EXPENDITURES ** (Lines 14+41+47+49+57) **	0	0	0	0	0	0	0	0	0	0
61												
62	950	Contingency Reserve (5% of Line 60)										
63												
64		TOTAL APPROPRIATION (Line 60 + Line 62)	0	0								
65												
66		BUDGET SUMMARY										
67												
68		Beginning Fund Balance										
69		Revenues + Transfers In										
70		TOTAL REVENUE (68 + 69)	0	0								
71												
72		Total Appropriation										
73		Unappropriated Balance										
74		TOTAL APPROPRIATION (72+73)	0	0								

BUDGET SUMMARY

The total on line 70 must equal the total on line 74

**BUDGET
REVENUES**
July 1, 2017 - June 30, 2018

Line	Code	REVENUES Item	Prior Year Budget	Proposed Budget		Line	Code	REVENUES Item	Prior Year Budget	Proposed Budget	
				Line Amounts	Totals					Line Amounts	Totals
1	320000	Estimated Fund Balance		*****		40	429000	Other County			
2		as of July 1	0	*****	0	41	420000	TOTAL COUNTY **	0	*****	0
3	411100	Taxes-General M & O				42					
4	411200	Taxes-Supplemental				43	431100	Base Support Program			
5	411300	Taxes-Emergency				44	431200	Transportation Support			
6	411400	Taxes-Tort				45	431400	Except Child/SED Support			
7	411500	Taxes-Cooperative				46	431500	Border Tuition Support			
8	411600	Taxes-Tuition				47	431600	Tuition Equivalency			
9	411700	Taxes-Migrant				48	431800	Benefit Apportionment			
10	411900	Taxes-Other				49	431900	Other State Support			
11	412100	Taxes-Plant Facility				50	432100	Driver Education Prog.			
12	412500	Taxes-Bond & Interest				51	432400	Professional Technical Prog			
13		TOTAL TAXES **	0	*****	0	52	437000	Lottery/Additional State Maint			
14	413000	Penalty: Delinquent Taxes				53	438000	Rev in Lieu of/Ag Equip Tax			
15						54	439000	Other State Revenue			
16	414100	Tuition - Individuals				55					
17	414200	Tuition-Districts in Idaho				56	430000	TOTAL STATE **	0	*****	0
18	414300	Tuition-Out of State Districts				57					
19						58	442000	Indirect Unrestricted Fed.			
20	415000	Earnings on Investments				59	443000	Direct Restricted Fed.			
21						60	445100	Title I - ESEA			
22	416100	School Food Service				61	445200	Title VI, ESEA-Innovative Pr			
23	416200	Meal Sales: Non-Reimb.				62	445300	Perkins III-Voc Tech Act			
24	416900	Other Food Sales				63	445400	Adult Education			
25						64	445500	Child Nutrition Reimb.			
26	417100	Admissions/Activities				65	445600	Title VI-B			
27	417200	Bookstore Sales				66	445900	Other Indirect Fed. Prog.			
28	417300	Clubs, Org. Dues, Etc.				67	448200	Impact Aid - P.L. 874			
29	417400	School Fees & Charges				68	440000	TOTAL FEDERAL **	0	*****	0
30	417900	Other Student Revenues				69					
31						70	451000	Proceeds: Bonds,Capital Leases			
32	418100	Community Service				71	453000	Sale of Fixed Assets			
33						72	450000	TOTAL OTHER **	0	*****	0
34	419100	Rentals				73					
35	419200	Contributions/Donations				74		TOTAL REVENUES **	0	*****	0
36	419300	Transportaion Fees				75					
37	419900	Other Local				76	460000	TRANSFERS IN			
38		TOTAL OTHER LOCAL **	0	*****	0	77					
39	410000	TOTAL LOCAL ** (Line 13 + 38)	0	*****	0	78	400000	BAL.+ REVENUE + TRANS. (Lines 1 + 74 + 76)	0	*****	0

**BUDGET
EXPENDITURES**
July 1, 2017 - June 30, 2018

Line	Code	EXPENDITURES Functions/Programs	Prior Year Budget	Proposed Budget	100 Salaries	200 Benefits	300 Purchased Services	400 Supplies Materials	500 Capital Objects	600 Debt Retirement	700 Insurance- Judgment	800 Transfers
39	691	Other Support Services Prog.										
40												
41	600	TOTAL SUPPORT SERV.**	0	0	0	0	0	0	0	0	0	0
42												
43	710	Child Nutrition Program										
44	720	Community Services Program										
45	730	Enterprise Operations										
46	700	TOTAL NON-INSTRUCTION**	0	0	0	0	0	0	0	0	0	0
47												
48	810	Capital Assets-Student Occ										
49	811	Capital Assets-Non Student Occ										
50	800	TOTAL CAPITAL ASSETS PROG**	0	0	0	0	0	0	0	0	0	0
51												
52	911	Debt Services Prog.-Princ.										
53	912	Debt Services Prog.-Int.										
54	913	Debt Serv Prog-Refnded Debt										
55	920	Transfers Out										
56												
57	900	TOTAL OTHER SERVICES **	0	0	0	0	0	0	0	0	0	0
58												
59												
60		TOTAL EXPENDITURES ** (Lines 14+41+47+49+57) **	0	0	0	0	0	0	0	0	0	0
61												
62	950	Contingency Reserve (5% of Line 60)										
63												
64		TOTAL APPROPRIATION (Line 60 + Line 62)	0	0								
65												
66		BUDGET SUMMARY										
67												
68		Beginning Fund Balance										
69		Revenues + Transfers In										
70		TOTAL REVENUE (68 + 69)	0	0								
71												
72		Total Appropriation										
73		Unappropriated Balance										
74		TOTAL APPROPRIATION (72+73)	0	0								

BUDGET SUMMARY

The total on line 70 must equal the total on line 74

**SUMMARY STATEMENT 2017 - 2018 SCHOOL BUDGET
ALL FUNDS
IDAHO ARTS CHARTER SCHOOL**

GENERAL M & O FUND

ALL OTHER FUNDS

Budget Line	REVENUES	Prior Year Actual 2014-2015	Prior Year Actual 2015-2016	Current Budget 2016-2017	Proposed Budget 2017-2018	Prior Year Actual 2014-2015	Prior Year Actual 2015-2016	Current Budget 2016-2017	Proposed Budget 2017-2018
#01	Beginning Balances	0	0	0	0	32,843	0	100,742CR	0
#39	Local Revenue	6,087	15,323	45,500CR	45,500CR	212,157	0	90,250CR	95,250CR
#41	County Revenue	0	0	0	0	0	0	0	0
#55	State Revenue	4,140,582	4,406,949	5,960,766CR	6,631,795CR	234,553	272,627	907,512CR	368,623CR
#68	Federal Revenue	0	0	0	0	436,206	189,858	529,000CR	557,000CR
#72	Other Sources	40,810	41,329	0	0	0	1,779,287	0	0
#76	Transfers	0	0	0	0	736,311	0	882,975CR	942,973CR
	TOTALS ***	4,187,479	4,463,601	6,006,266CR	6,677,295CR	1,652,070	2,241,772	2,510,479CR	1,963,846CR

GENERAL M & O FUND

ALL OTHER FUNDS

Budget Line	OBJ #	EXPENDITURES	Prior Year Actual 2014-2015	Prior Year Actual 2015-2016	Current Budget 2016-2017	Proposed Budget 2017-2018	Prior Year Actual 2014-2015	Prior Year Actual 2015-2016	Current Budget 2016-2017	Proposed Budget 2017-2018
#60	100	Salaries	2,078,177	2,340,415	3,163,949	3,522,308	246,406	249,225	293,500	290,400
#60	200	Benefits	588,312	637,331	789,471	1,176,606	12,082	26,958	37,500	41,894
#60	300	Purchased Services	453,888	473,237	713,260	672,550	156,084	97,570	417,665	72,953
#60	400	Supplies & Materials	83,328	136,483	149,000	155,000	232,010	198,761	273,174	263,000
#60	500	Capital Outlay	13,201	103,090	14,382	10,000	217,544	117,271	585,338	129,307
#60	600	Debt Retirement	0	0	0	0	736,411	858,451	883,225	943,223
#60	700	Insurance & Judgments	39,411	37,405	50,000	50,558	0	0	0	0
#60	800	Transfers	736,311	733,568	882,975	942,973	15,000	0	0	0
#62		Contingency Reserve	0	0	0	0	0	0	0	0
#73		Unappropriated Balances	194,851	2,072	243,229	147,300	36,533	693,536	20,077	223,069
		TOTALS ***	4,187,479	4,463,601	6,006,266	6,677,295	1,652,070	2,241,772	2,510,479	1,963,846

* All transfers-in and transfers-out should net to zero.

*** RETURN THIS PAGE TO THE STATE DEPARTMENT OF EDUCATION ***